



EMIE
ITALY
estetica

Equipment for aesthetic and aesthetic medicine






INDEX

LASER FOR EPILATION	
EPIL EVO	PAG. 6
LASER Nd:YAG	
VEGA 10.64	PAG. 8
PULSED LIGHT (IPL)	
ACTION LIGHT	
IPL MED	PAG. 11
COMBINED	
RIGENERA 3	PAG. 14
RADIOFREQUENCY	
RF SMART EVOLUTION	
RF MED MONO	
RF MED PLUS	
RENEW FACE & BODY	
RF MED BIPOLAR DESK	PAG. 17
ACUSTIC WAVE	
AWS MED	
SCULPTURE EVO	
AWS MED COMPACT	PAG. 20
CAVITATION	
ULTRACAV 2100	
ULTRACAV TOUCH MOBILE	PAG. 23
PRESSO MASSAGE	
PRESSOMASS EVO	
PRESSOMASS	
PRESSOMASS 707	PAG. 26
MICRODERMOABRASION	
DEEP CLEAN	PAG. 30
ELECTROSTIMULATION	
BEAUTY TONE	PAG. 32
ELECTROEPILATION	
DEPIL EASY	PAG. 34
FOTOBIOSTIMULATION	
SOFTLIGHT	PAG. 36
ELECTROPORATION	
LIFT SKIN	PAG. 38
PROFUSION OF OXIGEN	
AGELESS	PAG. 40
OPTIONAL & SUPPLIED ACCESSORIES	
TECHNICAL SPECIFICATIONS	PAG. 43

30 years of experience
at the service of professionals dedicated
to the beauty and aesthetic medicine field





EME Srl is a leading Italian manufacturer in the field of medicine and well-being founded in 1983 in Pesaro, that has now become an industrial group thanks to the experience of professionals in the field of production and technological innovation.

Within the group, two main dedicated lines of product have created:

EME Physio development and production of equipment dedicated to the field of physiotherapy and rehabilitation

EME Estetica development and production of equipment dedicated to the field of aesthetics and aesthetic medicine.

EME Estetica offers a wide range of equipment and services dedicated to the field of aesthetics and aesthetic medicine that stand out for their cutting-edge concepts and their elegant and stylish design, expression of Made in Italy 100%. The mission of EME Estetica is to raise the quality of service to our customers and partners through products and services that express a winning combination of taste, creativity and modern international trends.

Key elements that have allowed EME to develop its business in over 60 countries worldwide through an extensive distribution network.

LASER FOR EPILATION

🎯 For every phototypes

🎯 Easy and fast epilation



EI10105 -EPIL-EVO:
Equipment diode laser for hair removal treatments
certified for aesthetic use CE device.

THE DIODE LASER FOR EPILATION

The experience and know-how of EME ESTETICA developed an innovative technology for epilation treatments: the diode laser, which, working at a wavelength of 808 nm, allows the laser beam a great level of penetration in the derma, and the absorption of the same by the melanin in the hair bulb.

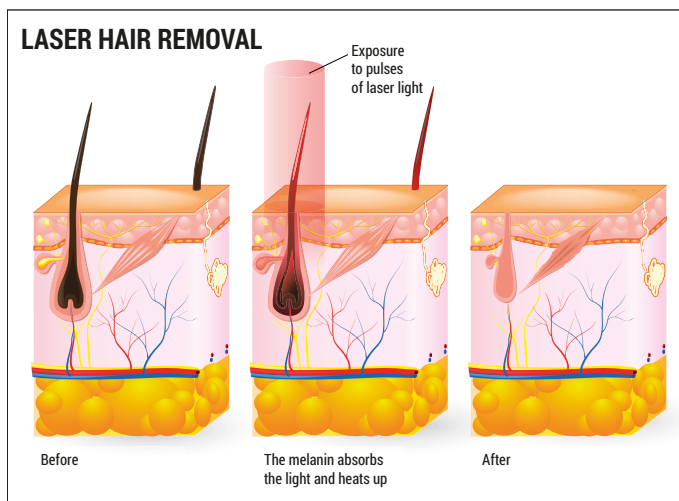
HOW EPIL EVO WORKS

Epil Evo hits the melanin in the hair bulb.

The light beam emitted from the probe is absorbed in a selective way by the melanin in the hair bulb.

For a process called selective photothermolysis, the light energy is transformed into heat energy and causes a strong overheating inside the bulb, causing a real explosion of the cells of the hair bulb.

This procedure causes the damage and the consequent elimination of the bulb, avoiding the regrowth of hair.



THE NEW "EXPRESS - MODE" PROBE : TOP OF THE RANGE OF EPIL EVO



Years of experience of EME Estetica in the field of laser, has created an ergonomic probe easy to grip, using materials in ABS to make it light, allowing the operator to perform more treat-

ments without special efforts. The spotsize is 10x12 mm, a perfect measure to perform treatments in all areas of the body.

The surface of the spotsize is covered in glass of sapphire, a material resistant, able to resist to thermal shocks and scratches.

THE COOLING SYSTEM

Epil Evo also has a water cooling system integrated in the probe, allowing a fast cooling of the sapphire glass, avoiding any burns on the skin.

BENEFITS

Epil Evo is a technology that has many advantages compared to other methods, such as Pulsed Light for epilation:

- High power laser beam
- Possible to treat all skin types:
 - The diode laser is safe with all skin types, with caution, even the darkest ones
- Skin cooling system: thanks to the cooling system of the part close to the probe, the treatment is painless, and carried out without burns
- 12 months a year: the laser can be used all year round
- Rapid session: treatment with laser is faster than the IPL: about 15 minutes for a leg compared to 40 minutes of IPL
- Number of sessions required: 6 sessions are enough with the laser compared to the 10-12 of IPL
- Effective even on tanned skin
- Quick and painless treatment
- Extremely high number of spots: 10.000.000 enabling low operating costs
- Effective technology guaranteed by 30 years of know-how of EME Estetica



LASER LP Nd:YAG

- 🎯 Micro surgery
- 🎯 Vascular lesions
- 🎯 Non-ablative skin rejuvenation and tightening



THE LONG PULSE Nd:YAG LASER

VEGA 10.64 is a versatile laser, which emits a wavelength of 1064 nm, that penetrates deep into tissues and coagulates selectively without damaging the epidermis.

The laser conveys sufficient energy to effectively coagulate vessels and it is possible to select different pulse length to treat vessels with different dimensions.

APPLICATIONS:

- Aesthetic Medicine
- Dermatology
- Phlebology
- Vascular Surgery

AREA TO TREAT

VASCULAR LESIONS

A specific absorption of the laser beam allows to treat face superficial vascular lesions, and within few sessions it is possible to permanently solve also the annoying problems of leg capillaries that affect many women of all age range.

The laser technology also allows to treat superficial face or décolletage blemishes on light phototypes

EI10150 - VEGA 10.64:

Device for Nd: YAG laser treatments, certified as CE0476 medical device



NON-ABLATIVE SKIN REJUVENATION AND TIGHTENING

The deep thermal action, produced by the laser sources entails a re-shaping of the dermis collagen and a stimulation of the connective tissue, allowing for an aesthetic improvement of the tissue tone and of the skin texture.

In case of superficial heliodermia (above all on face, décolletage and hand back) few treatment sessions allow for a surprising action of skin photo-rejuvenation, for the removal of spots and flush mainly due to ageing and sun factors.

APPLICATIONS

The applications carried out with the Nd:YAG laser can definitely treat the following problems:

- Arterial and venous vascular lesions (telangiectasias);
- Non-ablative skin photo-rejuvenation (Skin Resurfacing);
- Ablative skin photo-rejuvenation (Skin Refreshing);
- Skin tightening;
- Removal of moles, fibroids, angiomas, warts, etc.;
- Treatment of face couperose;
- Seborrheic keratoses
- Xanthelasma of the eyelids and nose-labial angle
- Keloids
- Warts
- Callus

Action Light

IPL Med

PULSED LIGHT

🎯 Unwanted hair

🎯 Photo rejuvenation

🎯 Anti-aging



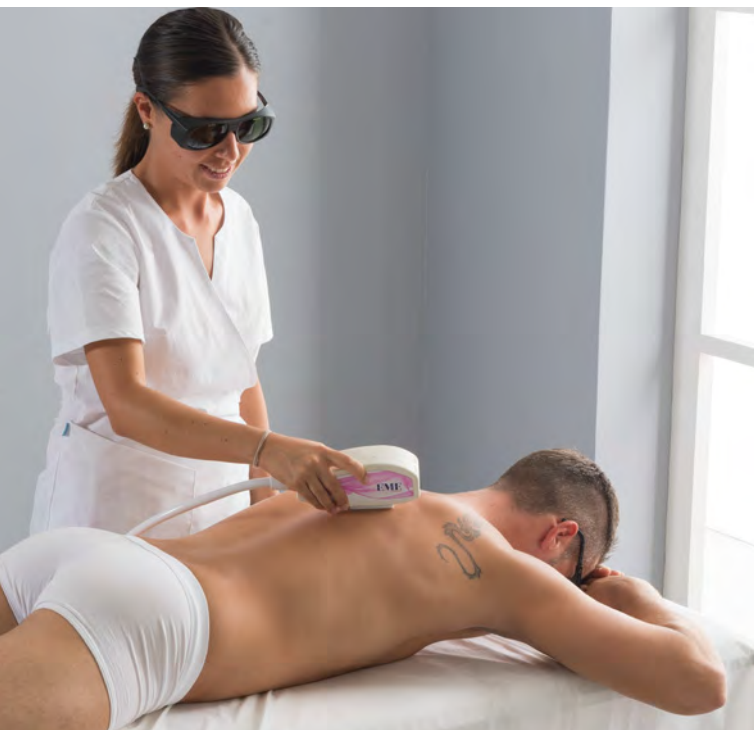
A SOPHISTICATED TECHNOLOGY

The pulsed light is the most sophisticated technology that uses light energy, the "light" in fact, to treat in a simple, fast, effective and minimally invasive way a wide range of imperfections in face and body skin aging, age spots, and epilation.

The flash granted a spot, acts directly on the skin or on the surface depending on the filter used, but always thanks to melanin pigment present in tissues and hair.

In aesthetic uses pulsed light ACTION LIGHT is used for progressive epilation treatments, it works on the ability of the melanin in the hair follicle to go to act on, interrupting its growth cycle.

In a few sessions there is a decrease and a weakening of the hair.



HOW ACTION LIGHT WORKS

ACTION LIGHT allows you to treat successfully and noninvasively:

- Unwanted hair
- Hypertrichosis
- Hirsutism

HOW IPL MED WORKS

In aesthetic medicine pulsed light IPL MED is also used for skin rejuvenation. The frequencies of light emitted stimulate skin rejuvenation, gradually eliminating discoloration, acne, rosacea, stretch marks on skin. The innovative pulsed light technology allows to operate with frequencies to make photo rejuvenation and improvement chromatic tissue.

The skin is younger thanks to the increased production of collagen.

IPL MED allows you to treat successfully and noninvasively:

- hypertrichosis, hirsutism, unnecessary hair in general
- rosacea
- skin aging
- age spots



BENEFITS OF PULSED LIGHT:

- Painless treatment
- Many areas of application: photorejuvenation - epilation
- Allows you to treat large areas
- Low-cost
- No side effects

EI10121 - ACTION LIGHT:

Equipment for IPL (intense pulsed light) for treatments of photo-epilation, forced air cooling, 1 channel with certification for aesthetic use CE

EI10120 - IPL MED:

Equipment for IPL (pulsed light) for treatments of photo-epilation and photo-rejuvenation, forced air cooling, 1 channel, certified as a medical device CE0476.

... SOME TIPS FOR YOU!

To obtain the best results with our equipment for Pulsed Light IPL MED, we would suggest its use in combination with:

COMBINATION	DEEP CLEAN
SEQUENCE	Before treatment with the IPL MED
TARGET	To improve the effect of IPL in dermatological treatments (age spots and acne in particular) by reducing the number of sessions of IPL

COMBINATION	LIFT SKIN
SEQUENCE	Before treatment with the IPL MED
TARGET	Before treatment with IPL MED Treatment products (vascular rosacea, telangiectasia, psoriasis). Enhances the effect of the IPL

COMBINED DEVICE

- ① Treatment of cellulite
- ① Body contouring
- ① Lifting effect to visage and décolleté
- ① Draining effect



3 D SOFTWARE

Perfect treatments thanks to tutorials of the new 3d software: animations suggest the movements to do for each treatment on the areas of body and face.
Wide choice of protocols.

TARGETED EFFECTS

LEGS

- Treatment of cellulite and reduction of orange peel skin

HIP

- Body contouring
- Reactivation of tissue metabolism, increasing oxygenation
- Reactivation of microcirculation, against skin laxity

NECK DÉCOLLETÉ

- Lifting effect to visage and décolleté



One probe 2 applicators

EI10130 - RIGENERA 3:

Device for combined radiofrequency, vacuum and led softlaser treatments for CE aesthetic use

SYNERGIC AND SIMULTANEOUS ACTION

The new line of combined devices was created to provide more technologies in a single device.

Not only more technologies, but synergic and simultaneous action of them, to provide successful treatments that take advantage of the benefits of more technologies.

The synergie of technologies of Rigenera 3, with its sweet and soothing treatments, is a balanced combination of radiofrequency, vacuum massage, LED energy.

Unique results in treatment of cellulite, tissue rejuvenation, lifting effect and lymphatic massage.

THE COMBINED EFFICACY OF THREE TECHNOLOGIES

The heat of **RADIOFREQUENCY** stimulates the activity of fibroblasts that synthesize new collagen and elastin thus allowing a deep cellular renewal.

The combination with **VACUUM MASSAGE**, both for face and body, provides a gentle "aspiration" of skin tissue that reactivates the microcirculation, promoting blood and lymphatic circulation.

The **PHOTOBIMODULATION** stimulates cell metabolism, causing dermal and subdermal increase of collagen and elastin production.



RF Smart evolution RF Med mono

RF Med plus Renew Face & Body

RF Med bipolar desk

RADIOFREQUENCIES

- ① Treatment of cellulite
- ① Face and neck tissue rejuvenation
- ① Treatment of skin laxity, both for face and body



A NON-INVASIVE TECHNIQUE

Non-ablative renewal of skin for tissue rejuvenation.

EME Estetica Radiofrequency devices exploit the thermolytic effect of radio electric waves produced by dedicated Electromedical systems.

The Radiofrequency is a non-invasive therapy that exploits the transfer of heat generated by the device, that penetrates deeply into the skin tissues reaching the derma and the adipose tissues.

The increase of the tissue temperature stimulates the fibroblast to produce new collagen and new elastin.

This process improves the signs of aging and makes skin more relaxed and elastic, giving it a natural lifting effect.

The heat produced into the skin tissue increases the local micro-circulation, improving the drainage of exceeding liquids, reducing the adipose tissue, resulting an effective treatment for body remodeling and cellulite.

THE MONOPOLAR RADIOFREQUENCY

It has higher power than the bipolar one, and allows a homogeneous warming of deep tissues of derma up to the adipose tissues.

Thanks to this characteristic, the monopolar radiofrequency is suited to treat the body that, tank to the deep stress, responds quickly to treatments.



EI10136 - RF MED MONO:

Equipment for monopolar radio frequency treatments, certified as medical device CE0476.

EI10138 - RENEW FACE & BODY:

Equipment for monopolar radio frequency treatments, certified as CE device for aesthetic use.



EI10135 - RF SMART EVOLUTION:

Equipment for monopolar and bipolar radio frequency treatments, certified as CE device for aesthetic use.

EI10137 - RF MED PLUS:

Equipment for monopolar and bipolar radio frequency treatments, certified as medical device CE0476.

THE BIPOLAR RADIOFREQUENCY

The heat produced by the bipolar radiofrequency is concentrated in the area under the two poles of the probe, and can spread the heat to the hypodermis.

Bipolar radiofrequency, differently from monopolar, does not use a return plate because the two poles are both on probe. This kind of radiofrequency remains closer to surface than monopolar, and is more used on face and body.

MAIN AESTHETIC APPLICATIONS OF RADIOFREQUENCY

- Reactivation of micro-circulation, acceleration of metabolism, tissue oxygenation
- Synthesis of new collagen
- Smoothing wrinkles
- After lifting treatment
- Face and neck rejuvenation
- Skin laxity of face and body
- Treatment of stretch marks
- Treatment of cellulite

ADVANTAGES

Visible results from the first session

Relaxing treatment

The technology is recommended for anti-age and body-contouring treatments

The treatment can be performed in any period of the year

Painless method



EI10139 - RF MED BIPOLAR DESK:

Portable equipment for bipolar radio frequency treatments, certified as medical device CE0476

... SOME TIPS FOR YOU!

In order to get the best result with our equipment for Radio frequency, we would like to suggest you its use in combination of :

COMBINATION	DEEP CLEAN
SEQUENCE	Before the treatment with Radio frequency
TARGET	To remove the superficial skin cells and to improve the final result of RF treatments

COMBINATION	LIFT SKIN
SEQUENCE	Before or after the treatment with Radio frequency
TARGET	Changes as per the product used: best tone and smoothness to the skin face; general improvement of the final result of RF treatments

COMBINATION	AGELESS
SEQUENCE	Before and after the treatment with Radio Frequency
TARGET	Improvement of the final result of RF treatments.



🎯 ACOUSTIC WAVE

🎯 Cellulite treatment
(PEFS stages I-III)

🎯 Improvement
of skin elasticity

Body contouring

WHAT IS THE ACOUSTIC WAVE

The treatment with AWS MED and SCULPTURE EVO devices is based on a innovative technology that uses acoustic vibrant waves to reduce the localized fat deposits and eliminate cellulite, with consequent improvement of the tone and elasticity of skin.

The acoustic waves are propagated to the treated area releasing and transferring their energy to the fat cells.

The effect of this release of energy is the increase of bloodstream and lymphatic system. This process stimulates the synthesis of collagen, improving the hardening of the tissue.

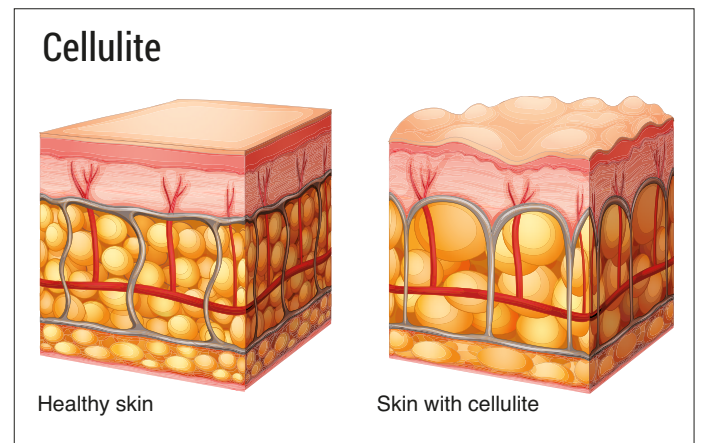
The acoustic wave is generated by the gun shape probe, whose barrel is closed in a part by a metal cap against which is launched, using compressed air, a steel projectile, generating an acoustic wave (or sound wave) that is propagated from the point of contact with the skin to the deeper layers.

The high energy acoustic wave introduced into the body as high-pressure oscillations allow an effective and lasting treatment of cellulite (PEFS) stage I, II, III and not only.

EFFECTS ON SKIN AND SUBCUTANEOUS TISSUE

Before treatment with acoustic waves: enlarged fat cells push upward towards the surface of the skin. The skin takes on the typical appearance orange peel. The inelastic vertical fibers of connective tissue do not stretch with the fat tissue around them. This gives to the skin the characteristic appearance as mattress. The local blood circulation is drastically reduce.

During the treatment with acoustic waves: high pressure acoustic waves are introduced into the body.



This causes the relaxation of the connective tissue, and increases the tone of skin. The therapy improves the blood circulation into the tissue and stimulates the production of collagen, strengthening the skin.

After the treatment with acoustic waves: the skin and connective tissue are more toned and uniform finding their natural elasticity, with simultaneous visible and lasting improvement of the skin texture.



EI10142 - AWS MED COMPACT:
Desk device for acoustic wave treatments,
certified as CE0476 medical device.

APPLICATIONS IN AESTHETIC MEDICINE

- Body contouring
- Cellulite treatment (PEFS stages I-III)
- Firming of muscular and connective tissue
- Flattening of scar and wrinkles
- Improvement of skin elasticity
- Treatment of stretch marks due to pregnancy
- Circumference reduction

AREAS TO BE TREATED

- Arms (triceps)
- Stomach
- Gluteus
- Hips
- Thighs



ADVANTAGES

- Visible results after first sessions
- Technology is ideal for body-contouring and cellulite treatments
- Treatment suitable for any time of the year
- Long lasting effects
- No side effects



EI10141 - SCULPTURE EVO:
Device for acoustic wave treatments,
certified as CE aesthetic use device.

EI10140 - AWS MED:
Device for acoustic wave treatments,
certified as CE0476 medical device.

Ultracav 2100

Ultracav Touch mobile

CAVITATION

🎯 Body contouring

🎯 Cellulite

🎯 Localized fat

SAFE AND NON-INVASIVE

ULTRACAV is the true alternative to surgical liposuction. Ultracav 2100 and Ultracav Touch mobile allow through the use of low frequency ultrasound, to obtain a cavitation effect which reduces localized fat deposits.

WHAT IS CAVITATION

The low-frequency ultrasound is an effective treatment for non-surgical reduction of localized fat.

The body areas treated by Ultracav react in depth with the formation of bubbles that implodes, causing the rupture of adipocytes, which will then be disposed off by the liver cells and renal besides a good physical activity.

INDICATIONS

- Localized adiposity
- Localized fat
- Imperfections post-liposuction
- Body contouring



EI10101 - ULTRACAV 2100:

Equipment for cavitation with two independent channels, certified as a medical device CE0476.



EI10102 - ULTRACAV TOUCH MOBILE:

Portable equipment for cavitation with 1 channel, certified as a medical device CE0476.



Light and easy to grip handle

EFFECTS

- Lipoclastic action and progressive remodeling of the silhouette
- Reduce the appearance of orange peel and elimination of fibro-fatty nodules of cellulitis
- Oxygenation and revascularization asphyxiated skin
- Drainage of fluid stagnation
- Reactivation of the peripheral circulation
- Absorption of active revitalizing or lipolytic
- Improves the tone and elasticity of tissues

BENEFITS

Treatment with ULTRACAV:

- It is not invasive
- It is not painful
- The application does not require any kind of anesthesia before of treatment
- The patient can immediately return to social life



...SOME TIPS FOR YOU!

To obtain the best result with our devices Ultracav 2100 and Ultracav touch mobile, we would like to suggest their use in combination with:

COMBINATION	PRESSOMASS
SEQUENCE	After treatment with cavitation Ultracav 2100 and Ultracav Touch mobile
TARGET	Improvement of lymphatic drainage of the adiposity and of the other substances generate by the treatment of cavitation

COMBINATION	RADIO FREQUENCY
SEQUENCE	After treatment with cavitation Ultracav 2100 and Ultracav Touch mobile
TARGET	Improve the results of cavitation supporting the lymphatic drainage Particularly suitable for the treatment of cellulitis

PRESSO MASSAGE

- 🎯 Reduces water retention
- 🎯 Removes toxins of subcutaneous tissue
- 🎯 Improvement of the venous-lymphatic



PRESSOMASS

PRESSOMASS is a presso massage device for peristaltic massage and venous-lymphatic drainage. The massage is done through a kit point with independent sectors, overlapped like a "herringbone", by means of which the pressing push gradually overlap itself without leaving interspaces during the inflating thus eliminating the danger of a back flow and improving the circulation.

This method has been designed to "drain" the limb, from the bottom to the top, slowly and continuously, respecting the venous-lymphatic system. The pressure therapy is mainly used to treat lower limbs and the areas of body that present problems of circulatory system and is recommended for all cases in which is indicated manual massage .

A SWEET AND RELAXING TREATMENT

A cycle of sessions required 10/12 applications 2-3 times a week, with a periodic monitoring and a therapy for maintenance depending on individual needs.

The maximum pressure applied has not to exceed the minimum arterial pressure, so that the oxygenated blood can reach the tissues. We recommend not to exceed a pressure of 60 mm mercury.

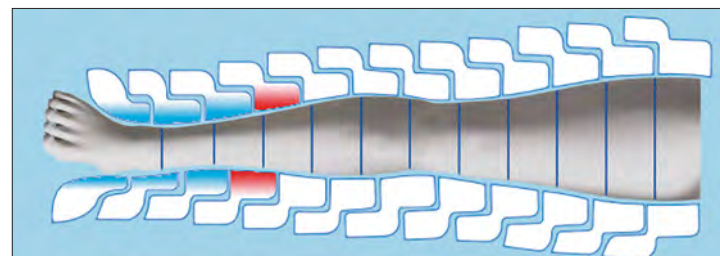
FOCUSED EFFECTS

- Improvement of the venous-lymphatic
- Reduces cellulite by increasing blood
- Removes toxins of subcutaneous tissue
- Treats the swelling of legs and ankles
- Restore a good circulation
- Reduces water retention

THE IMPORTANCE OF "HERRINGBONE" KIT POINTS FOR LOWER LIMBS

The kit point and its structure are of fundamental importance in order to obtain optimal pneumatic compression and make sure that it cannot cause any damages. The internal structure of the kit points supplied with PRESSOMASS is called "herringbone".

For specific treatments of the venous and lymphatic system it is extremely important to use the kit points, because their pressure load overlaps smoothly without leaving interspaces where backflows can be created.



PRESSOMASS EVO

- Trolley mounted equipment
- Color 8" touch screen display
- Membrane compressor 150 mhg
- 2 outputs
- 12 independent sectors
- Possibility to perform TOTAL BODY treatments
- Low noise membrane compresso
- Real-time reading of inflation of each sector
- Express-mode deflation: it allows a quick and silent deflation of sectors
- Warm up for all protocols: this new function introduced in software of device the treatment can be quicked, thanks to a general pre-inflation on all sectors at aprox. 30 mhg (+/-)
- Pre-set programs programs depending on the accessosies to be used

PRESSOMASS

- Eme Estetica design
- 240x128 LCD Ghrapic display
- Trolley mounted device
- Pre-set programs
- The pressure can be setted up to 150 mm hg
- Independent sectors, each of which can be set out with differentiated work pressure
- Excellent quality of garment, with "herring bone" setting of sectors, allowing the real massage
- Smart card, where is possible to store personalized programs
- User memory
- Shelf, where is possible to store gel cosmetics
- Easy and intuitive software: possibility to load programs, possibility to personalize protocols
- Possibility to update the software



EI10157 PRESSOMASS EVO:

Device for presso massage with 12 independent sectors, certified as CE aesthetic use

EI101555 PRESSOMASS:

device for presso massage with 9 independent sectors, certified certified as CE aesthetic use

PRESSOMASS 707

- Desk device
- Color 6" touch screen display
- Pre-set programs
- Independent sectors, each of which can be set out with differentiated work pressure
- Smart card, where is possible to store personalized programs
- User memory
- Easy and intuitive software: possibility to load programs, possibility to personalize protocols
- Possibility to update the software




EI10156 PRESSOMASS 707:
Desk device for presso massage with 7 independent sectors, certified as CE aesthetic use.

...SOME TIPS FOR YOU!

In order to get the best results with our equipment for press-massage PRESSOMASS, we would like to suggest its use in combination of:

COMBINATION	ULTRACAV
SEQUENCE	After the treatment with Pressomass
TARGET	To improve the lymphatic drainage of the adipocytes and of the other substances generated by their break





SKIN EXFOLIATION

- ① Acne
- ① Skin pigmentations, as for example the age spots
- ① Hypertrophic scars

DEEP CLEAN

is a device that allows a deep skin exfoliation.

The cornea exfoliation with DEEP CLEAN is carried out through a pen-like probe, fitted with a perforated disposable cap which enables the supply and the suction of the corindon micro crystals (material in small particles).

The operator moves the probe in a fast but accurate way, as if he drew some lines with a pen on the skin and/or body tissue to treat.



During the passage of the probe, the corindon crystals are sprayed into the tissue, which is, in turn exfoliated and sucked in. The crystal, together with the exfoliated skin, are sucked by the same hole and delivered in a dumping tank behind the device.

TREAT

Deep Clean is particularly indicated to treat:

- Acne and chicken pox
- Stretch marks
- Skin pigmentations, as for example the age spots
- Wrinkles in hands/ horizontal wrinkles of forehead, crow's-feet near the eyes, smokers wrinkles

...SOME TIPS FOR YOU!

In order to get the best result with our equipment for Microdermoabrasion Deep Clean , we would like to suggest its use in combination of:

COMBINATION	LIFT SKIN
SEQUENCE	After the treatment with Deep Clean adjuvant effect
TARGET	To improve the lymphatic drainage of the adipocytes and of the other substances generated by their break
COMBINATION	AGELESS
SEQUENCE	After the treatment with DEEP CLEAN
TARGET	To improve the effect of the products used during the treatment with AGELESS, removing the superficial stratum of the skin

EI10165 - DEEP CLEAN:
Device for exfoliation, certified as CE aesthetic use

ELECTRIC MUSCLE STIMULATION

- ① Face and body muscle toning
- ① Deep and light sequential drainage
- ① Improvement of tone and elasticity of the skin tissue



BEAUTY TONE

Beauty Tone is a device that generates different types of waves and frequencies, transmitted to the body and face through the application of adhesive pads.

The use of different waveforms, allows different uses both in beauty and wellness sectors.

A relevant muscle and tissue hardening, as well as an excellent body sculpture which includes a pleasant massage made by tens wave.

The synergie of the different programs and the wide range of choice ensure several applications for face and body of men and women:

- Reduction and modeling of the treated area
- Deep and light sequential drainage
- Face and body modeling
- Improvement of tone and elasticity of the skin tissue
- Against adipose /edematous/ mixed panniculopathy
- Face and body muscle hardening
- Relax thanks to the tens wave



EI10170 - BEAUTY TONE:

Desk device for electric muscle stimulation, certified as CE aesthetic use.



...SOME TIPS FOR YOU!

In order to get the best result with our equipment for electrostimulation BEAUTY TONE, we would like to suggest its use in combination of:

COMBINATION	ULTRACAV
SEQUENCE	Before treatment with Beauty Tone
TARGET	To reduce the localized fat

ELECTROEPILATION

- 🎯 Hypertrichosis and hirsutism
- 🎯 Unwanted hair in general



DEPIL EASY

DEPIL EASY is an epilator which removes the hair at the root by means of a probe (needle) transmitting electric currents.

DEPIL EASY is the solution for permanent depilation. Such technique is also known as diathermy-coagulation: through a needle, high frequency electric current is passed into the hair follicle, and, turning into thermal energy, destroys the hair.

This technique can be applied to the entire body and face of men and women affected by slight and serious hirsuties, hypertrichosis, , excess hair on face and body.

BENEFITS

Five different work procedure to obtain following results:

Reduction of hair bulbs of face, body, breast and all the areas requiring hair reduction both in men and women.

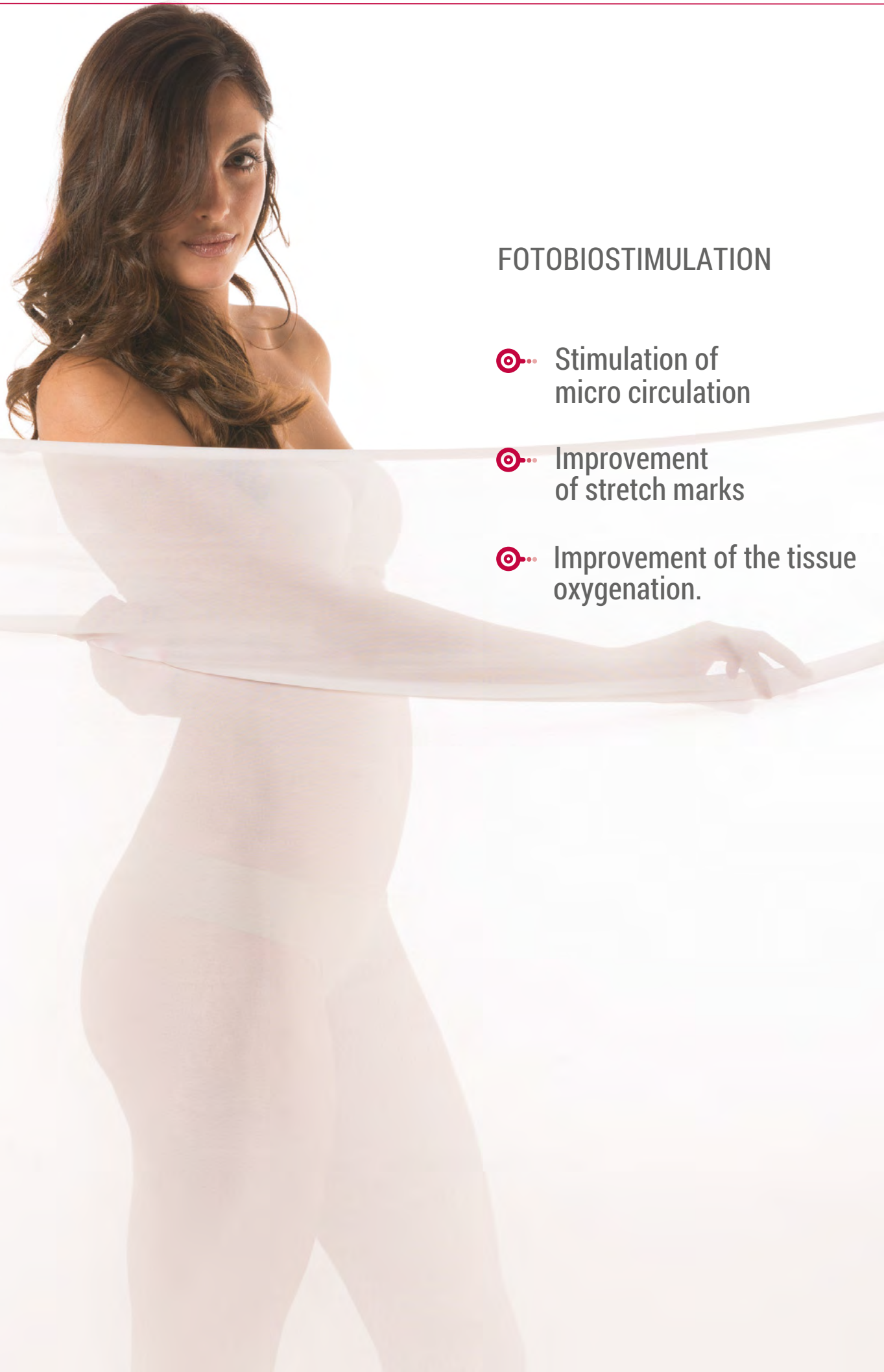
1. Hydrolisis – consists of applying to the hair root continuous electric current. This type of current causes a chemical reaction on the skin, which frees sodium hydroxide, a compound able to destroy the hair follicle. Hydrolisis technique is very effective but on the same time slow and painful.
2. Thermolysis – works on the action of the heat caused by the high frequency current on the probe (needle). It is advisable to use screened needle to avoid small burns or scars.
3. Multi-flash – is based on the use of high intensity but only for fractions of seconds, repeated more times in few seconds.
4. Blend – combines the continuous current of the hydrolisis with the high frequency current of the thermolysis.
5. Multi-blend – it is repeated blend in sequence.



E110171 - DEPIL EASY:

Desk device for electroepilation, certified as CE aesthetic use.





FOTOBIOSTIMULATION

- Stimulation of micro circulation
- Improvement of stretch marks
- Improvement of the tissue oxygenation.



EI10175 - SOFTLIGHT:
Desk device for photobiostimulation, certified as CE aesthetic use.

...SOME TIPS FOR YOU!

In order to get the best result with our equipment for laser **SOFTLIGHT**, we would like to suggest its use in combination of:

COMBINATION	DEEP CLEAN
SEQUENCE	Before the treatment with Softlight
TARGET	To improve the effect of laser in the dermatologic treatment
COMBINATION	LIFT SKIN
SEQUENCE	Before the treatment with Softlight
TARGET	Treatment with vascular products (couperose). It improves the effect of laser
COMBINATION	AGELESS
SEQUENCE	After the treatment with Softlight
TARGET	It allows to use different products as the effect to obtain and it improves the effect of laser

SOFTLIGHT

Softlight is an infrared laser device working on 905nm. The infrared laser stimulates the cellular energetic and metabolic processes that can improve the tissue texture.

With Softlight you can perform bio-stimulating treatments on face, neck, décolleté and body.

EFFECTS

- Cellulite: stimulation of micro circulation
- Treatment of oedema
- Bio-stimulation and regeneration of tissues
- Wrinkles/tissue toning
- Increase of collagen production
- Improvement of stretch marks
- Elimination of toxins
- Improvement of the blood circulation with a consequent improvement of the tissue oxygenation.





ELECTROPORATION

🎯 Breast hardening

🎯 Fat reduction

🎯 Stretch marks reduction

LIFT SKIN

Lift skin is an innovative device for electro-oration for active transdermic transmission, called mesotherapy without needles, because the transmission is done by electric currents, for a painless treatment, without oedemas post-treatment and micro trauma typical of mesotherapy.

Lift skin uses the synergic effect of more technologies as:

Electroporation – the use of electric current as ionophoresis, facilitates the transdermic transmission of the active principles contained in cosmetics/dermocosmetics/aesthetic medical cocktails applied on face and body, to obtain immediate and clear results on men and women.



EI10160 - LIFT SKIN:
Desk device for electroporation, certified as CE aesthetic use.

Chrome – Besides the feeling of relax, the red and blue colours emitted by the LIFT SKIN face and body probe, interact with the cell vibration improving the aspect of tissue during and after each treatment.

Ultrasound – The 3 Mhz ultrasound emitted by the body probe, creates disturbances among the particles within the tissue, compressing and decompressing them.

EFFECTS

Lift skin is specially used for following treatment:

- Breast hardening
- Fat reduction
- Orange peel effect reduction
- Stretch marks reduction
- Body remodeling and toning
- Lifting effect and face toning
- Facial blemishes, puffiness, dark circles, pigmentation, acne

...SOME TIPS FOR YOU!

In order to get the best results with our equipment for electro-oration, we would like to suggest its use in combination of:

COMBINATION	IPL MED
SEQUENCE	After the treatment with Lift Skin
TARGET	Good synergy for vascular treatment (couperose, teleangectasie, psoriasis)

COMBINATION	AGELESS
SEQUENCE	Before or after treatment with Lift Skin
TARGET	Improved results of actives and cosmetics cocktail

COMBINATION	RADIO FREQUENCY
SEQUENCE	Before or after the treatment with Lift Skin
TARGET	Improved results

OXYGEN TREATMENT

- 🎯 Nourish and oxygenate the skin
- 🎯 Reduces the stress and tiredness

AGELESS

The star of treatment with oxygen.

AGELESS supplies 93% of pure oxygen breathing it from the environment by a special patented system of filtration making a constant emission of oxygen. Increasing the level of the oxygen production in the epidermis is possible to stimulate the production of elastin and collagen, true pillars of our beauty.

To exploit in the better way the property of the oxygen, Eme Estetica offers a perfect combination of actives that are transmitted to the skin in different ways: direct method (the actives are directly positioned on the skin and subsequently transmitted by the oxygen to the specific area to treat) or indirect method (the transmission of the actives is made by the airbrush which allows the combined use of the oxygen and actives)

...SOME TIPS FOR YOU!

In order to get the best results with our equipment for oxygen AGELESS, we would like to suggest its use in combination of:

COMBINATION	RENEW FACE & BODY
SEQUENCE	Before the treatment with Alegess
TARGET	To improve the oxygenation of the tissues. Different effects as per the actives used during the treatment

COMBINATION	DEEP CLEAN
SEQUENCE	Before the treatment with Alegess
TARGET	It allows to use different products as per the effect to obtain and it improves the effect of laser

COMBINATION	LIFT SKIN
SEQUENCE	Before or after the treatment with Alegess
TARGET	To improve the effect of the actives used during the treatment removing the superficial stratum of the skin



BENEFITS

AGELESS can be used for following treatments:

- Smooth and give brightness to the tissues
- Reduces the stress and tiredness
- Reduces the stretch marks
- Regenerate the tissues fighting the aging process
- Nourish and oxygenate the skin increasing its hydration
- Decongest the skin with significant benefits on couperose diffuse the actives deeply into the skin making the appearance younger



EI10172 - AGELESS:
Device for Oxygen treatment, certified as CE aesthetic use.



Optional & supplied Accessories

Technical Specifications

EME
ITALY
estetica





Laser for epilation Epil Evo

Features and cutting-edge technology

- Color touch screen display 10.4"
- Ergonomic handle, light and easy to use (10 million spots)
- Head of the probe made in glass of sapphire, with an integrated water cooling system, which allows to minimize the feeling of the heat caused by the laser light
- Two emission modes:
FAST MODE: pre set protocols for fast epilation
PROFESSIONAL MODE: dedicated to the epilation laser professional, with the possibility to change the set parameters.
- Water cooling system
- Intuitive software

Technical sheet

Main power supply	230 Vac, 50-60 Hz + 10%, - (115 Vac, 50-60 Hz+10% - upon request)
Display	10.4" touch screen color display
Frequency	1-10 Hz
Wavelength	808 nm
Cooling system	Air/Water
Laser Class	4
Peak power laser	500W
Pulse lenght	30-350 ms
Fluency	Max 120 J/cm ²
Trolley-mounted container, external dimensions	cm 40 x 28 x 104H
Weight	32 kg

Supplied Accessories

CODE	DESCRIPTION	
ACC954	Safety goggles	●
ACC1615	Laser probe with 10 milioni di spot and case	●
	Accension key	●
	Kit loading / unloading distilled water (1 tube 10 cm / tube with tank for loading)	●
	DVD Welcome Pack	●



Laser Nd:YAG Vega 10.64

Features and cutting-edge technology

- Color touch screen display 10.4"
- Pre-set protocols
- No. 3 probes included:
- Defocused quadrifocal probe
- Surgical quadrifocal probe
- Fibra free probe
- Patient card to collect data, to develop a brief medical history and perform monitoring of treatments

Technical sheet

Main power supply	230 Vac, 50-60 Hz + 10%, - (115 Vac, 50-60 Hz+10% - upon request)
Display	10.4" touch screen color display
Type of the laser source	Nd:YAG
Maximum peak power	25W
Wavelength	1064 nm
Adjustable pulsed/ continuous mode	10% - 100%
Frequency	1-1000 Hz
Classification according to 93/42/CEE	II B
Class of insulation / parts applied according to EN 60601-1	I/BF
Fluency	Up to 1920 J/cm ²
Laser emission control	Through a pedal
Output channels	1
Probes included	Free fiber probe - Defocused quadrifocal probe Surgical quadrifocal probe
Stored Protocols	30 women - 31 men
Storable protocols on user's memory	250

Storable protocols on USB key	4 GB
Trolley-mounted container, external dimensions	cm 40 x 28 x 104H
Weight	32 kg

Supplied Accessories

CODE	DESCRIPTION	
ACC1514	Pedal	●
ACC1317/2/E	USB key	●
ART1300/1	Pen for touch-screen display	
ACC1610	Defocused quadrifocal probe	●
ACC1510/2	Free fiber probe	●
ACC1510/3	Surgical quadrifocal probe	●
ACC954	Safety goggles	●
ACC539/2	Interlock	●
	DVD Welcome Pack	●



Pulsed Light (IPL) Action Light IPL Med

Features and cutting-edge technology

- Color touch screen display 10.4"
- Ergonomic handle, light and aesthetically enhanced (50.000 spots)
- USB pen drive, where is possible to store numerous programs
- Pre-set protocols
- Easy to use software

Technical sheet

Main power supply	230 Vac, 50-60 Hz + 10%, - (115 Vac, 50-60 Hz+10% - upon request)
Display	10.4" touch screen color display
Standard wavelength - without filter	(400 - 1100) nm - IPL Med (400 - 1200) nm
Lamp duration	50000 flash
Energy released by lamp	130 J max
Outputs	1
Spot area (cm2)	9 - 5,4
Emission mode	Single pulse - pulse train (up to 3)
Filters supplied	Action Light 610 /630/645 nm
Filters supplied	IPL Med 420-515-530-570-610-630-645 nm
Storable protocols on user's memory	200
Storable protocols on USB key	4 Gb
Cooling system	Forced air
Trolley-mounted container, external dimensions	cm 62 x 39 x 111H
Weight	20.2 kg

Supplied Accessories

CODE	DESCRIPTION	ACTION LIGHT	IPL MED
ACC1508/1	IPL Probe	●	●
ACC955	Safety goggles	●	●
ART1317/2/E	USB key	●	●
ART1300/1	Pen for touch-screen display	●	●
ACC1514	Pedal	●	●
ACC1512/5	420 nm Filter		●
ACC1512/6	515 nm Filter		●
ACC1512/7	540 Filter		●
ACC1512/1	560 nm Filter		●
ACC1512/9	610 nm Filter	●	●
ACC1512/2	630 nm Filter	●	●
ACC1512/10	645 nm Filter	●	●
ACC1508/1	IPL Lamp		
	DVD Welcome Pack	●	●



Combined Rigenera 3

Features and cutting-edge technology

- Color touch screen display 10.4"
- Software in high resolution 3D
- Pre-set protocols
- Customer card
- Online tutorials on the movements to perform for each treatment
- Ergonomic probe with double insert for small and large areas
- Possibility to use 3 technologies in single or combined mode

Technical sheet

Main power supply	230 Vac, 50-60 Hz + 10%, - (115 Vac, 50-60 Hz+10% - upon request)
Display	10.4" touch screen color display
Modality of work	Combined / Stand-alone
Output channel	1
SUPPLIED PROBE	1
Insert for probe	Small : Ø 4 cm - Big : Ø 8 cm
Risk Class	1
Programmable treatment time	Up to 60 minutes
RADIOFREQUENCY	
Probe frequency emission	455 KHz ± 10%
Modality of work	Continuous/pulsed
Maximum output power	25W
ENDODERMIC MASSAGE (VACUUM)	
Suction	Up to 80 KPa
Modality of work	Continuous/pulsed
SOFTLASER LED	
Number of LED	Small insert: n. 2 - Big insert: n. 6

Modality of work	Continuous/pulsed
LED wavelenght	628 nm
LED power	40 mW each
Stored protocols	55 woman - 50 men
Storable protocols on user's memory	250
Storable protocols on USB	4 GB
Trolley-mounted container, external dimensions	cm 63 x 39 x 111H
Weight	25 kg

Supplied Accessories

CODE	DESCRIPTION	
ACC1334/4	Hempseed dry oil 500 ml	●
ART1300/1	Pen for touch-screen display	●
ACC1317/2/E	USB key	●
ACC1334	RIGENERA Probe including Small insert - Big insert	●
ACC1334/5	Cable holder	●
	DVD Welcome Pack	●



Radiofrequency

RF Smart evolution RF Med mono RF Med plus
Renew Face & Body RF Med bipolar desk



Features and cutting-edge technology

- Color touch screen display
- Pre-set protocols
- Cable holder for a comfortable treatment
- Easy to use software
- Possibility to Update Software

Technical sheet

	RF MED MONO	RENEW FACE&BODY	RF MED BIPOLAR DESK
Main power supply	230 Vac, 50-60 Hz + 10%, (115 Vac, 50-60 Hz+10% - upon request)	230 Vac, 50-60 Hz + 10%, (115 Vac, 50-60 Hz+10% - upon request)	((115 Vac, 50-60 Hz+10% - upon request)
Display	6" touch screen color display	6" touch screen color display	6" touch screen color display
Programmable treatment time	Till 99 minutes	Till 99 minutes	Till 99 minutes
Emission frequency on the probe	455 KHz ± 10%	455 KHz ± 10%	455 KHz ± 10%
Electrodes diameter	30-40-50-60-70-80- mm Monopolar	30-40-50-60-70-80- mm Monopolar	25-45-70 mm Bipolar
Polarity of the probe	Monopolar	Monopolar	Bipolar
Duty cycle			5-100%
Temperature	(34-45) °C ± 1°C	(34-45) °C ± 1°C	(34-45) °C ± 1°C
Outputs	1	1	1
Stored protocols	15	15	12
Storable protocols on user's memory	200	200	200
Storable protocols on Smart Card	200	200	200
Table-based case external dimensions	40x104x28 cm	40x104x28 cm	39x17,5x28 cm
Weight	32Kg	32Kg	8 Kg

Technical sheet

	RF SMART EVOLUTION	RF MED PLUS
Main power supply	230 Vac, 50-60 Hz + 10%, (115 Vac, 50-60 Hz+10% - upon request)	(115 Vac, 50-60 Hz+10% - upon request)
Display	10.4" touch screen color display	10.4" touch screen color display
Programmable treatment time	Till 100 minutes	Till 100 minutes
Emission frequency on the probe	455 KHz ± 10%	455 KHz ± 10%
Electrodes diameter	Monopolar 30-40-50-60-70-80 mm Bipolar 25-45-70 mm	Monopolar 30-40-50-60-70-80 mm Bipolar 25-45-70 mm
Polarity of the probe	Bipolar - Monopolar	Bipolar - Monopolar
Outputs	2	2
Stored protocols	24	26
Storable protocols on user's memory	500	500
Storable cards patients on user's memory	500	500
Storable protocols on USB	4 GB	4 GB
Output RF power supplied	50 W max (Monopolar) 25W Bipolar	300W Monopolar 140 Bipolar
Trolley-mounted container, external dimensions	63x39x111H cm	63x39x111H cm
Peso	25 Kg	25 Kg

Supplied Accessories

CODE	DESCRIPTION	RF SMART EVOLUTION	RF MED PLUS	RENEW FACE&BODY	RF MED MONO	RF MED BIPOLAR DESK
ACC1317/2/E	USB key	●	●			
ART1300/1	Pen for touch-screen display	●	●	●	●	●
ACC1505/2	Body probe RF monopolar	●	●	●	●	
ACC1505/1	Face probe RF monopolar			●	●	
ACC1507/1	Bipolar Probe	●	●			●
ACC1310	Monopolar RF return plate	●	●	●	●	
ACC1309	Cylindrical mass with cable	●	●	●	●	
ACC1507/3	Ø 25 mm Bipolar electrode	●	●			●
ACC1507/4	Ø 45 mm Bipolar electrode	●	●			●
ACC1507/5	Ø 70 mm Bipolar electrode	●	●			●
ACC1506/3	Kit of Monopolar electrodes (Ø 30-40-50-60-70-80 mm)	●	●	●	●	
ACC1307/3	Ø 30 mm Monopolar electrode					
ACC1307/4	Ø 40 mm Monopolar electrode					
ACC1307/5	Ø 50 mm Monopolar electrode					
ACC1307/6	Ø 60 mm Monopolar electrode					
ACC1307/7	Ø 70 mm Monopolar electrode					
ACC1307/8	Ø 80 mm Monopolar electrode					
ACC1506/2	1000 ml conductive cream	●	●	●	●	●
ACC606/1	Kit of 10 Smart Cards					
ACC604	3-shelf trolley					
CONT72	Transport bag in TNT fabric					
	DVD Welcome Pack	●	●	●	●	●
	Smart Card			●	●	●



Acoustic Wave



Sculpture Evo AWS Med AWS Med compact

Features and cutting-edge technology

- Color touch screen display
- Ergonomic handle, light and aesthetically enhanced
- One-Touch Mode
- 2 million shots guaranteed
- Pre-set protocols
- Replacing the actuator directly by the operator without the need for technical assistance
- Patient card to collect data, to develop a brief medical history and perform monitoring of treatments

Technical sheet

	SCULPTURE EVO	AWS MED	AWS MED COMPACT
Main power supply	230 Vac, 50-60 Hz + 10%, (115 Vac, 50-60 Hz+10% - upon request)	230 Vac, 50-60 Hz + 10%, ((115 Vac, 50-60 Hz+10% - upon request)	230 Vac, 50-60 Hz + 10%, (115 Vac, 50-60 Hz+10% - upon request)
Display	10.4" touch screen color display	10.4" touch screen color display	6" touch screen color display
Shot emission modality	Burst auto, One touch, Burst, Continuous, Single	Burst auto, One touch, Burst, Continuous, Single	Continuous, Single, Burst
Work pressure	(1.5 - 5) bar 0.1 bar steps	(1.5 - 5) bar 0.1 bar steps	(1.5 - 4) bar 0.1 bar steps
Shot emission frequency	(1 - 20) Hz 1 Hz steps	(1 - 20) Hz 1 Hz steps	(1 - 15) Hz 1 Hz steps
Guaranteed shot number	2.000.000	2.000.000	2.000.000
Stored protocols	10 Woman -10 Men	Physiotherapy: 32 Aesthetic medicine: 11	Physiotherapy: 31 Aesthetic medicine: 11
Storable protocols on user's memory	200	200	200
Storable protocols on USB	4 Gb	4 Gb	Smart Card (250 protocols)
Dimensions	cm 62x39x111H	62x39x111H cm	39x28x17,5H cm
Weight	32 kg	32 kg	8 kg

Accessori in dotazione

CODE	DESCRIPTION	SCULPTURE EVO	AWS MED	AWS MED COMPACT
ACC1317/2/E	USB key	●	●	●
ART1300/1	Pen for touch-screen display	●	●	●
ACC1336	Acoustic wave applicator with 35 mm transmitter	●	●	●
ACC1276	Interchangeable kit	●	●	
ART22315	35 mm transmitter			
ACC917	260 ml conductive gel			
ACC918	1000 ml conductive gel	●	●	●
ACC946	15 mm focused transmitter (AWS MED)		●	
ACC947	9 mm multi-focused transmitter (AWS MED)		●	
ACC948	15 mm multi-focused transmitter (AWS MED)		●	
ACC606/1	Kit of 10 Smart Cards (AWS MED Compact)			
ACC604	3-shelf trolley			
CONT72	Transport bag in TNT fabric			
	DVD Welcome Pack	●	●	●
	Smart Card			●



Cavitation Ultracav 2100 Ultracav Touch mobile



Features and cutting-edge technology

- Color touch screen display 6"
- Pre-set protocols
- Smart Card
- Ergonomic handle, light and easy to use
- Software Update

Technical sheet

	ULTRACAV 2100	ULTRACAV TOUCH MOBILE
Main power supply	230 Vac, 50-60 Hz + 10%, (115 Vac, 50-60 Hz+10% - upon request)	230 Vac, 50-60 Hz + 10%, (115 Vac, 50-60 Hz+10% - upon request)
Display	6" colour touch-screen	6" colour touch-screen
Adjustable treatment time	1-30 minutes	1-30 minutes
Emission frequency	38 Khz	38 Khz
Stored protocols	11	11
Storable protocols on user's memory	100	100
Storable protocols on Smart Card	100	100
Output channels	2 independent	1
Supplied probe	1 applicator 25 cm ²	1 applicator 25 cm ²
Dimensions	39x31x86H cm	39x30x17H cm
Weight	28 kg	3.5 kg

Supplied Accessories

CODE	DESCRIPTION	ULTRACAV 2100	ULTRACAV TOUCH MOBILE
ACC1503	25 cm ² transducer applicator	●	●
ACC1504	12 cm ² transducer applicator		
ACC917	260 ml conductive gel	●	●
ART1300/1	Pen for touch-screen display	●	●
ACC604	3-shelf trolley		
CONT72	Transport bag in TNT fabric		
	DVD Welcome pack	●	●
	Smart Card	●	●



Presso massage Pressomass Evo Pressomass Pressomass 707

Features and cutting-edge technology

- Graphic display / Touch screen
 - Pre-set protocols
 - Independent sectors, each can be set with different working pressure
 - Excellent quality of garments, with "herring bone" setting of the sectors,
- allowing the real massage
- Easy and intuitive software: possibility to load programs
 - possibility to personalize protocols
 - Software Update

Technical sheet

	PRESSOMASS EVO	PRESSOMASS	PRESSOMASS 707
Main power supply	230 Vac, 50-60 Hz + 10%, (115 Vac, 50-60 Hz+10% - upon request)	230 Vac, 50-60 Hz + 10%, (115 Vac, 50-60 Hz+10% - upon request)	230 Vac, 50-60 Hz + 10%, (115 Vac, 50-60 Hz+10% - upon request)
Display	8" touch screen color display	Grafico b/n 240x128 pixel	6" touch screen color display
Programmable treatment time	Till 99 minutes	Till 99 minutes	Till 99 minutes
Number of independent sectors	12	9	7
Maximum pressure	150 mm Hg	150 mm Hg	150 mm Hg
Stored protocols	21	21	21
Storable protocols on user's memory	200	50	100
Storable protocols on USB	4 Gb		
Storable protocols on Card		50	200
Dimensions	cm 40 x 28 x 104 H	cm 39x30x92 H	cm 39x18 x28 H
Weight	30 kg	30 kg	9 kg

Supplied Accessories

CODE	DESCRIPTION	PRESSOMASS EVO 12 SECTORS	PRESSOMASS 9 SECTORS	PRESSOMASS 707 7 SECTORS
ACC811/E	Total Body (lower and upper limb kit point)			
ACC1317/2/E	USB key	•		
ACC810/E	12 sector lower limb kit point			
ACC536/E	9 sector lower limb kit point		•	
ACC535	5 sector upper limb kit point (gray)			
ACC535/E	5 sector upper limb kit point (bordeau)		•	
ACC534	7 sector lower limb kit point (gray)			•
ACC604	3-shelf trolley			
CONT72	Transport bag in TNT fabric			
	DVD Welcome Pack	•	•	•
	Smart Card	•	•	•



Microdermoabrasion Deep Clean

Features and cutting-edge technology

- Graphic Display LCD 240x128 pixel
- Trolley mounted equipment
- Disposable hoods for the absolute hygiene of operator and client
- About 45 treatments guaranteed with the supplied corundum bottle
- Ergonomic probe with interchangeable hoods

Technical sheet

Main power supply	230 Vac, 50-60 Hz + 10%, - (115 Vac, 50-60 Hz+10% - upon request)
Display	Graphic 240 x 128 pixels
Risk class	I
System supply	12 Vcc
Specifications	Double piston pump, without lubrication
Absorbed power	48 W
Absorbed current	4 A
Supplied power (compressor's boost)	(10 – 100)%
Vaccum grade	-85 kPa max.
Insulation classification	I B
Power absorbed from the electro-valves	5 W
Programmable treatment time	Till 99 minutes
Output channels	1
Trolley-mounted container, external dimensions	cm 41x36x92H
Weight	32 kg

Supplied Accessories

CODE	DESCRIPTION	
ACC1313/E	Probe for face and body	●
ACC1313/1/E	10 hoods	●
	1 Container of Corundum crystals 2 kg	●
	DVD Welcome Pack	●

Electrostimulation Beauty Tone



Features and cutting-edge technology

- Desktop equipment
- Back lit LCD display 240x128 pixel
- 24 suggested programs stored in the software
- Possibility to store up to 100 protocols in the user memory
- 8 outputs with 16 electrodes to treat different areas
- Easy and intuitive software: possibility to load programs, possibility to personalize protocols

Technical sheet

Main power supply	230 Vac, 50-60 Hz + 10%, - (115 Vac, 50-60 Hz+10% - upon request)
Display	Graphic 240 x 128 pixels
Risk class	I
System supply	9 Vdc , 2A
Programmable treatment time	Till 30 minutes
Frequency of emission	500 Hz max. ± 15%
Output cable	8 outputs (16 electrodes)
Output current	60 mA max.
Length of pulse	500 usec. max
Outputs	1
Stored protocols	24
Table-based case external dimensions	cm 39x30x14H
Weight	4,5 kg

Supplied Accessories

CODE	DESCRIPTION	
ACC1311/4/E	Ouput cable complete with electrodes	●
ACC305/E	N.4 Disposable and Adhesive electrodes 45x80 mm	●
ACC306/E	N.4 Disposable and Adhesive electrodes 45x35 mm	●
ACC604	3-shelf trolley	
CONT72	Transport bag in TNT fabric	
	DVD Welcome Pack	●

Electroepilation Depil Easy



Features and cutting-edge technology

- Elegant design by EME Estetica
- Desktop equipment
- Graphic Display
- 5 work procedures

Technical sheet

Main power supply	230 Vac, 50-60 Hz + 10%, - (115 Vac, 50-60 Hz+10% - upon request)
Display	Alphanumeric (2x40) 2 lines for 40 alphanumeric characters
Risk class	I
Insulation classification	I – BF
Programmable treatment time	Till 99 minutes
Stored protocols	5 (Hydrolysis - Thermolysis - Blend - Multiflash - Multiblend)
Output channels	1
Table-based case external dimensions	cm 39x30x13H
Weight	4 kg

Supplied Accessories

CODE	DESCRIPTION	
ACC049	Needle Probe	●
ACC108	10 Insulated needles kit	●
ACC1309	Cylindrical mass with cable	●
ACC604	3-shelf trolley	
CONT72	Transport bag in TNT fabric	
	DVD Welcome Pack	●

Fotobiostimulation Softlight



Features and cutting-edge technology

- LCD graphic Display 240x128 pixel
- Easy and intuitive software
- 30 suggested programs stored in the software
- Possibility to store personalized programs on Smart Card
- Possibility to store personalized programs on internal memory
- Possibility to update software

Technical sheet

Main power supply	230 Vac, 50-60 Hz + 10%, - (115 Vac, 50-60 Hz+10% - upon request)
Display	Graphic 240 x 128 Pixels
Interlock	3 pin DIN
Programmable treatment time	Up to 99 minutes
Wavelength	905 nm
Laser classification	III b
Frequency	200 - 10.000 Hz
Pulse duration	100 nsec
Pulsed mode	10 - 100%
Peak power for each single diode	100 mW
Stored protocols	15 + 15
Storable protocols on user's memory	100
Table-based case external dimensions	cm 39x30x13H
Weight	4 kg

Supplied Accessories

CODE	DESCRIPTION	
ACC539/E	Laser Probe 100mW	●
ACC541/E	Laser Probe 500mW	●
ACC062	Safety goggles	●
ART539/2	Interlock	●
ACC604	3-shelf trolley	
CONT72	Transport bag in TNT fabric	
	DVD Welcome Pack	●

Elettroporation Lift Skin



Features and cutting-edge technology

- Elegant EME Estetica design
- LCD back lit display, 240x128 pixel
- 12 suggested programs stored in the software
- Ergonomic handle, light and aesthetically enhanced
- Supplied with 3 probes

Technical sheet

Main power supply	230 Vac, 50-60 Hz + 10%, - (115 Vac, 50-60 Hz+10% - upon request)
Display	Graphic 240 x 128 pixels
Risk class	I
Electric Insulation Class	I-BF
Programmable treatment time	Till 99 minutes
Probes supplied with the device	1 face probe electro-poration + chrome 1 body probe electro-poration + chrome + ultrasuoni 1 tri-spherical face/body probe for electro-poration
Body probe led colours	Fixed blue/red according to the selected programme
Face probe led colours	Fixed blue/red according to the selected programme
PVC bottles	10
Adjustable Duty Cycle	(10 - 100) %
Output channels	2 independent
Stored protocols	12

Body program	6
Face program	6
Table-based case external dimensions	cm 39x30x13H
Weight	4 kg

Supplied Accessories

CODE	DESCRIPTION	
ACC1311/5/E	Tri-spherical face/body probe for electro-poration	●
ACC1310/E	Face probe electro-poration + chrome	●
ACC1309/E	Body probe electro-poration + chrome + ultrasounds	●
ACC1309	Cylindrical probe	●
ACC329/E	Elastic band with Velcro	●
ACC302	Elettrodo gommato	●
ACC27	Sponge for electrode	●
	Bottles for Tri-spherical probe	●
ACC604	3-shelf trolley	
CONT72	Transport bag in TNT fabric	
	DVD Welcome Pack	●



Profusion of oxygen Ageless

Features and cutting-edge technology

- Portable device
- No contraindications
- All year treatment
- Friendly use equipment
- Aerograph with possibility to deliver the serums directly and indirectly
- In built hour counter make possible to set the treatment for desired time

Technical sheet

Main power supply	230 Vac, 50-60 Hz + 10%, - (115 Vac, 50-60 Hz+10% - upon request)
Display	Alphanumeric type 2 lines, 6 characters each
Flow speed	(1 - 5) litres / min
Concentration	93% ± 3%
Output pressure	(0.05 : 0.08) MPa
Acoustic level	48 db
Insulation classification	I
Output channels	1
External filter life (before cleaning is needed)	100 hours
Internal filter life (before cleaning is needed)	3000 hours
Generator life	20000 hours
Trolley-mounted container, external dimensions	cm 39x34x62H
Weight	32 kg

Supplied Accessories

CODE	DESCRIPTION	
ACC1319/1/E	Airbrush with junction ACC 1319/3/E	●
ACC1319/2/E	Plastic tube for oxygen	●
	DVD Welcome Pack	●



- La EME srl si riserva la facoltà di apportare modifiche al materiale divulgato ed alla gamma dei prodotti senza obbligo di preavviso.
 - EME s.r.l. should modify or change the information contained in this catalogue without obligation of notice.

- Le immagini riprodotte nel presente catalogo hanno fine indicativo e non esplicativo. Per il corretto utilizzo delle apparecchiature, attenersi ai relativi manuali d'uso.
 - The pictures contained in this catalogue do not describe the use of the devices. For a correct use of the devices, please, refer only to the user's manual.

EME srl

via degli abeti 88/1
61122 pesaro (PU) ITALY

T. +39 0721 400791
F +39 0721 26385
info@eme-srl.com



Equipment for aesthetic and aesthetic medicine



eme-estetica.com