



PHYSIOTHERAPY



Lojer Oy  
Putajantie 42, P.O.Box 54  
FI-38201 Vammala, FINLAND  
Tel +358 10 830 6700 (operator)  
Fax +358 10 830 6702  
[www.lojer.com](http://www.lojer.com)

# MODERNISED FINNISH LOJER-GROUP

Lojer Group is a leading producer of medical furniture and physiotherapy equipment in Finland and the Nordic countries. It was founded when the Finnish producers of health care and physiotherapy equipment - Vammalan Konepaja Oy, Temelex Oy and Rainer Rajala Oy - and Sweden's leading supplier of physiotherapy equipment Medema Physion AB merged.



Already since 1919 our work has been based on high quality products. The cornerstone of our work today is to produce easy and comprehensive services for our clients. Our range of products includes nursing and hospital equipment, operating tables, medical rehabilitation equipment, gym equipment, treatment and massage tables as well as physiotherapy equipment. Our products are manufactured in three separate factories in Finland and more than 60 % of our production goes abroad.



Wide range of Lojer products and many years of experience in making high quality products provide a foundation for offering the clients handy and comprehensive services.

## LOJER -QUALITY AND SAFETY OF PRODUCTS

Lojer Oy was the first Nordic producer of nursing equipment to get ISO9001 certificate as early as 1994. All Lojer products are labelled with a CE-sign and meet the standards and requirements specified by EU directives. Alongside with our extensive testing system we were the first manufactures of nursing equipment in Finland to start independent testing of products at VTT.

## EASE OF USE AND ERGONOMICS

The design and development of our products has been focused particularly on making nursing work easy and our products functional. Special attention has been paid to working positions, e.g. to wide movement range and easy manoeuvrability, also functionality. We believe that these things are important to you. Our patented folding Modux Assistive Device Bed represents best the easy-to-use principle.



## MODERN DESIGN

Good design does not concern only the appearance of the products, but also functional and user-friendly technological solutions. For us design is a way to combine our different areas of competence and to turn our products and services into user-friendly, interesting and successful entities for your benefit. In the development and design of our products we focus on their functionality from the viewpoint of the nurse as well as the patient.

## FAST SERVICE AND MAINTENANCE

Lojer dealers around the world are easy to reach and will help you with all your questions. Lojer also has its own maintenance organisation that provides you fast and reliable services. We deliver spare parts straight from the stocks of the factory, and to ensure quick logistics of our services we have a cooperation agreement with DHL.

## LOJER GUARANTEE

Our products are manufactured in Finland using high quality materials and components and the most recent production technology. Compatibility of robot-welded components is ensured by laser technology both in sheet as well as tube structures, and we are among the few manufacturers using sandblasting before painting the products. This ensures the durability of the painted surface during its entire life span. To ensure high quality, we manufacture ourselves components that are most vulnerable to wear, like for example upholstery. Our products are granted longer guarantee period than to other similar products. For precise guarantee periods see: [www.lojer.com](http://www.lojer.com)






PROFESSIONAL TREATMENT TABLES WITH ONE MOTOR



21153

**DELTA 1M D4 PROFESSIONAL (21153)**

- six part lying surface, standard width 55 cm (on special order 50 - 60 cm) • gas spring assisted head section • adjustable arm rests • side supports (without side supports model 21152) • electric adjustment of height (45 - 95 cm) • central locking castors • maximum charge 200 kg



**DELTA 1M D7L PROFESSIONAL (21154)**

- seven part lying surface, standard width 55 cm (on special order 50 - 60 cm) • gas spring assisted head section • adjustable arm rests • side supports (without side supports model 21156) • angle of middle articulation adjustable manually (patient not on treatment table) • leg section with adjustable angle adjustable manually (75°) • electric adjustment of height (45 - 95 cm) • central locking castors • maximum charge 200 kg



21154


**DELTA 1M D2 PROFESSIONAL (21151)**

- four part lying surface, standard width 55 cm (on special order 50 - 70 cm) • gas spring assisted head section • side supports (without side supports model 21150) • electric adjustment of height (45 - 95 cm) • central locking castors • maximum charge 200 kg



**DELTA 1M D7M PROFESSIONAL (21155)**

- three part lying surface, standard width 55 cm (on special order 50 - 70 cm) • gas spring assisted head section • angle of middle articulation adjustable manually (patient not on treatment table) • leg section with manually adjustable angle (75°) • electric adjustment of height (45 - 95 cm) • central locking castors • maximum charge 200 kg



**DELTA 1M D9 PROFESSIONAL (21158)**

- seven part lying surface, standard width 55 cm (on special order 50 - 60 cm) • gas spring assisted head section • adjustable arm rests • side supports • middle section with manual adjustment (85°) • leg section with manually adjustable angle (75°) • electric adjustment of height (45 - 95 cm) • central locking castors • maximum charge 200 kg



21158







20120E

**LOJER 205E PROFESSIONAL (20120E)**

- two part lying surface, standard width 65 cm (on special order 70cm, 80cm or 90cm) • adjustable 65 cm wide head section with breathing hole (+90°... -15°) • electric, place-free height adjustment (43 - 88 cm) • optionally hydraulic height adjustment (20120HP) (45 - 90 cm) • central locking castors • maximum charge 160 kg

**LOJER 205E PROFESSIONAL (20130E)**

- three part lying surface, standard width 65 cm (on special order 70 cm or 80 cm) • adjustable 65 cm broad head section with facial opening (+90°...-15°) • electric, place-free height adjustment (43 - 88 cm) • optionally hydraulic height adjustment (20130HP) (45 - 90 cm) • leg section with manually adjustable angle (+90°... -15°) • central locking castors • maximum charge 160 kg



20130E

**LOJER 210E PROFESSIONAL (2010E)**

- three part lying surface, middle section narrowed, standard width 55 - 65 cm (on special order 70 cm or 80 cm) • adjustable 65 cm broad head section with facial opening (+45°...- 90°) • electric, place-free height adjustment (43 - 88 cm) • optionally hydraulic height adjustment (2010HP) (45 - 90 cm) • leg section with manually adjustable angle (75°) • central locking castors • maximum charge 160 kg

**LOJER 215E PROFESSIONAL (2015E)**

- three part lying surface, middle section narrowed, standard width 55 - 65 cm (on special order 70 cm or 80 cm) • adjustable 65 cm broad head section with facial opening (+45°...- 90°) • electric, place-free height adjustment (43 - 88 cm) • optionally hydraulic height adjustment (2015HP) (45 - 90 cm) • gas spring assisted drainage position • leg section with manually adjustable angle (75°) • central locking castors • maximum charge 160 kg



2010HP



2025E

**LOJER 220E PROFESSIONAL (2020E)**

- five part lying surface, middle section narrowed, standard width 55 - 65 cm (on special order 70 cm or 80 cm) • adjustable 27 cm broad head section with facial opening (+45°...- 90°) • gas spring assisted adjustable arm rests, can be turned aside • electric, place-free height adjustment (standard 43 - 88 cm) • optionally hydraulic adjustment of height (2020HP) (39 - 85 cm) • leg section with manually adjustable angle (75°) • central locking castors • maximum charge 160 kg

**LOJER 225E PROFESSIONAL (2025E)**

- five part lying surface, middle section narrowed, standard width 55 - 65 cm (on special order 70 cm or 80 cm) • adjustable 27 cm broad head section with facial opening (+45°...- 90°) • gas spring assisted adjustable arm rests, can be turned aside • electric, place-free height adjustment (49 - 95 cm) • optionally hydraulic height adjustment (2025HP) (39 - 85 cm) • gas spring assisted drainage position • leg section with manually adjustable angle (75°) • central locking castors • maximum charge 160 kg

**LOJER 230E PROFESSIONAL (2030EK7 seven section model, 2030EK nine section model)**

- Standard nine-section model with one-hand gas spring assisted adjustable arm rests, seven-section model without the arm rests. Both models with angle adjustable head section with breathing hole. Angle adjustment between +30° and -90°. Narrow middle section with gas spring assisted angle adjustment +70°, standard side supports on both sides (side supports can be totally removed if not needed during the treatment). Central foot part is angle adjustable, assisted with gas spring (angle approx. +25°). Split foot section with gas spring assisted individual angle adjustment (angle approx. +30° and -20°). • electric, place-free height adjustment 48 - 88 cm • central locking castors • maximum charge 160 kg



230E



PROFESSIONAL TREATMENT TABLES WITH TWO MOTORS




21162

**DELTA 2M D6 PROFESSIONAL (21162)**  
 • seven part lying surface, standard width 55 cm (on special order 50 - 60 cm) • gas spring assisted head section • adjustable arm rests • side supports (without side supports model 21161) • electrically adjustable angle of middle articulation • leg section with manually adjustable angle (75°) • electric height adjustment (45 - 95 cm) • central locking castors • maximum charge 200 kg

**DELTA 2M D602 PROFESSIONAL (21182)**  
 • seven part lying surface, standard width 55 cm (on special order 50 - 60 cm) • gas spring assisted head section • adjustable arm rests • side supports • electrically adjustable angle of middle articulation • leg section with electrically adjustable angle (75°) • electric adjustment of height (45 - 95 cm) • central locking castors • maximum charge 200 kg

**DELTA 2M D9 PROFESSIONAL (21169)**  
 • seven part lying surface, standard width 55 cm (on special order 50 - 60 cm) • gas spring assisted head section • adjustable arm rests • side supports • middle section with electric adjustment (85°) • leg section with manually adjustable angle (75°) • electric adjustment of height (45 - 95 cm) • central locking castors • maximum charge 200 kg

**DELTA 2M D11 PROFESSIONAL (21163)**  
 • seven part lying surface, standard width 55 cm (on special order 50 - 60 cm) • gas spring assisted head section • adjustable arm rests • side supports • electrically adjustable angle of middle articulation (85°) • leg section with manually adjustable angle (75°) • electric trendelenburg-adjustment (20°) • electric height adjustment (45 - 95 cm) • central locking castors • maximum charge 200 kg




21162

21182



21169



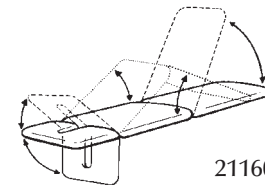
21161

21169



21163

**DELTA 2M D5M PROFESSIONAL (21160)**  
 • three part lying surface, standard width 55 cm (on special order 50 - 70 cm) • gas spring assisted head section • middle section with electric adjustment (85°) • leg section with manually adjustable angle (75°) • electric height adjustment (45 - 95 cm) • central locking castors • maximum charge 200 kg



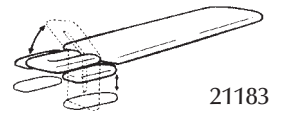
21160



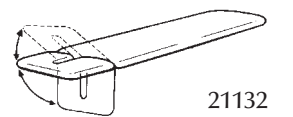
STANDARD TREATMENT TABLES WITH ONE MOTOR



21132



21183



21132

**DELTA 1M D1 STANDARD (21132)**  
 • two part lying surface, standard width 55 cm (on special order 50 - 70 cm) • electric adjustment of height (50 - 85 cm) • gas spring assisted head section • transport castors optionally • maximum charge 200 kg

**DELTA 1M D3 STANDARD (21183)**  
 • four part lying surface, standard width 55 cm (on special order 50 - 70 cm) • gas spring assisted head section • adjustable arm rests • electric adjustment of height (50 - 85 cm) • transport castors optionally • maximum charge 200 kg



21183



**DELTA 1M D1 X (21166)**

- two part lying surface, standard width 55 cm (on special order 50 - 70 cm) • gas spring assisted head section • electric, vertical height adjustment, no notable longitudinal movement (38 - 98 cm) • central locking castors • maximum charge 200 kg



21166

**DELTA 1M D7L STANDARD (21148)**

- seven part lying surface, standard width 55 cm (on special order 50 - 60 cm) • gas spring assisted head section • adjustable arm rests • side supports (without side supports model 21186) • electric height adjustment (50 - 85 cm) • angle of middle articulation manually adjustable (patient not on treatment table) • leg section with manually adjustable angle (75°) • optionally central locking castors • maximum charge 200 kg



21148

21148

**DELTA 1M D4 STANDARD (21149)**

- six part lying surface, standard width 55 cm (on special order 50 - 60 cm) • gas spring assisted head section • adjustable arm rests • side supports (without side supports model 21187) • electric height adjustment (50 - 85 cm) • optionally central locking castors • maximum charge 200 kg




21149

**DELTA 1M D9 STANDARD (21185)**

- seven part lying surface, standard width 55 cm (on special order 50 - 60 cm) • gas spring assisted head section • adjustable arm rests • side supports • electric adjustment of height (50 - 85 cm) • leg section with manually adjustable angle (75°) • middle section with manual adjustment (85°) • optionally central locking castors • maximum charge 200 kg



21185



21149

21185



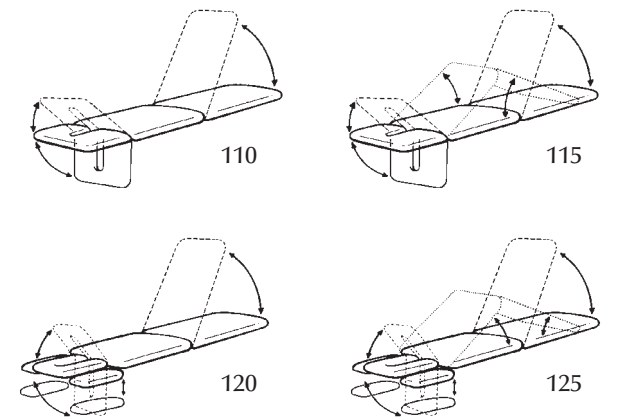
3310 E

**LOJER 110E STANDARD (3310E)**

- three part lying surface, standard width 65 cm (on special order 70 cm, 80 cm or 90 cm) • adjustable 65 cm broad head section with facial opening (+45°... - 90°) • electric height adjustment (standard 49 - 95 cm, additional price 39 - 85 cm) • optionally hydraulic height adjustment (3310HP) • leg section with manually adjustable angle (75°) • central locking castors • maximum charge 160 kg

**LOJER 115E STANDARD (3315E)**

- three part lying surface, standard width 65 cm (on special order 70 cm, 80 cm or 90 cm) • adjustable 65 cm broad head section with facial opening (+45°... - 90°) • electric height adjustment (standard 49 - 95 cm, additional price 39 - 85 cm) • optionally hydraulic height adjustment (3315HP) • gas spring assisted drainage position • leg section with manually adjustable angle (75°) • central locking castors • maximum charge 160 kg



110

115

120

125

**LOJER 120E STANDARD (3320E)**

- five part lying surface, standard width 65 cm (on special order 70 cm, 80 cm or 90 cm) • adjustable 27 cm broad head section with facial opening (+45°... - 90°) • adjustable arm rests, can be turned aside • electric height adjustment (standard 49 - 95 cm, additional price 39 - 85 cm) • optionally hydraulic height adjustment (3320HP) • leg section with manually adjustable angle (75°) • central locking castors • maximum charge 160 kg

**LOJER 125E STANDARD (3325E)**

- five part lying surface, standard width 65 cm (on special order 70 cm, 80 cm or 90 cm) • adjustable 27 cm broad head section with facial opening (+45°... - 90°) • adjustable arm rests, can be turned aside • electric height adjustment (standard 49 - 95 cm, additional price 39 - 85 cm) • optionally hydraulic height adjustment (3325HP) • gas spring assisted drainage position • leg section with manually adjustable angle (75°) • central locking castors • maximum charge 160 kg



3325 E

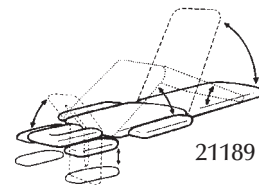
STANDARD TREATMENT TABLES WITH TWO MOTORS



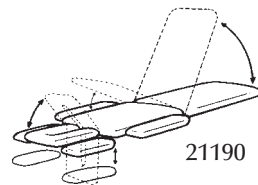
21189

**DELTA 2M D602 STANDARD (21189)**

- seven part lying surface, standard width 55 cm (on special order 50 - 60 cm) • gas spring assisted head section • adjustable arm rests • side supports • electric height adjustment (50 - 85 cm) • angle of middle articulation adjustable electrically • leg section with electrically adjustable angle (manual adjustment model 21188) • optionally central locking castors • maximum charge 200 kg



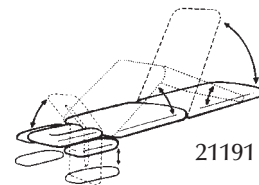
21189



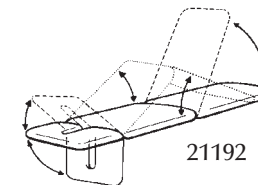
21190

**DELTA 2M D9 STANDARD (21190)**

- seven part lying surface, standard width 55 cm (on special order 50 - 60 cm) • gas spring assisted head section • adjustable arm rests • side supports • electric height adjustment (50 - 85 cm) • middle section with electric adjustment (85°) • leg section with manually adjustable angle (75°) • optionally central locking castors • maximum charge 200 kg



21191



21192

**DELTA 2M D5S STANDARD (21191)**

- five part lying surface, standard width 55 cm (on special order 50 - 70 cm) • gas spring assisted head section • adjustable arm rests • electric height adjustment (50 - 85 cm) • electrically adjustable angle of middle articulation • leg section with manually adjustable angle (75°) • optionally central locking castors • maximum charge 200 kg

**DELTA 2M D5M STANDARD (21192)**

- three part lying surface, standard width 55 cm (on special order 50 - 70 cm) • gas spring assisted head section • electric height adjustment (50 - 85 cm) • electrically adjustable angle of middle articulation • leg section with manually adjustable angle (75°) • optionally central locking castors • maximum charge 200 kg



21190

START TREATMENT TABLES WITH ONE MOTOR



21131

**DELTA 1M D1 START (21131)**

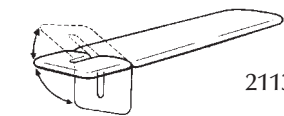
- two part lying surface, standard width 55 cm (on special order 50 - 70 cm) • gas spring assisted head section • electric adjustment of height (55 - 85 cm) • no castors • maximum charge 150 kg

**DELTA 1M D4 START (21130)**

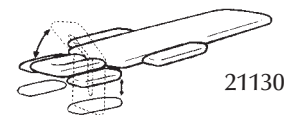
- six part lying surface, standard width 55 cm (on special order 50 - 60 cm) • gas spring assisted head section • adjustable arm rests • side supports • electric adjustment of height (55 - 85 cm) • no castors • maximum charge 150 kg

**LOJER 105E START (3306E)**

- four part lying surface, standard width 65 cm (on special order 70 cm) • gas spring assisted head section • adjustable arm rests (without arm rest model 3305E, broad head section) • electric adjustment of height range (49 - 95 cm) • castors (2 pcs) • maximum charge 160 kg



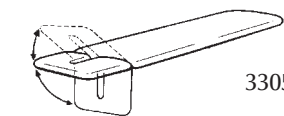
21131



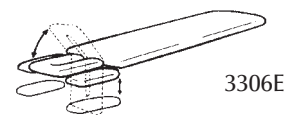
21130



21130



3305E



3306E



3305E



## LOJER UPHOLSTERY COLOUR CARD

(The options may vary depending on the supply.)

Standard colour of the frame parts is white.



Off-white 2030-010



Beige 2030-117



Dark grey 2030-936



Light grey 2031-994



Greyish blue 2030-410



Patina green 2051-532




Sky blue 2031-463



Deep red 2030-293



Inka 641-0706



Navy blue 2030-450




Black 2031-999

With extra charge also the following special colour options:



Mango 641-1060



White 641-0907



Perle 641-0702



Sky 641-1053



Atoll blue 641-0925

## PORTABLE TREATMENT TABLES - ACUPUNCTURE

### PORTABLE TREATMENT TABLE APOLLO NOVA (21308)

- five part lying surface, standard width 50 cm, length 190 cm
- stepless adjustment of arm rests, can be used also as side supports
- stepless adjustment of facial section
- standard height 74 cm, other heights on special order
- total weight 19 kg
- maximum charge 160 kg

### PORTABLE TREATMENT TABLE APOLLO (21307)

- five part lying surface, standard width 50 cm, length 190 cm
- adjustable arm rests, can be used also as side supports
- standard height 74 cm, other heights on special order
- stepless adjustment of facial section
- total weight 19 kg
- maximum charge 160 kg

### NECK AND SHOULDER MASSAGE SUPPORT (21602)

- height and inclination adjustment

### ACCESSORIES FOR PORTABLE TREATMENT TABLES

CARRIER BAG, CASTORS (21404)

CARRIER BAG, NO CASTORS (21402)

HEIGHT ADJUSTMENT OF APOLLO NOVA (21310)

### ACUPUNCTURE NEEDLE MEDEMA

- disposable, stainless surgical steel
- sterilization with ethylene oxide (use life 3v)
- with or without adjustment sleeve, suitable also for electric treatment
- Medema needle 0,20 x 15 mm (82015) 100 pcs
- Medema needle 0,25 x 15 mm (82515) 100 pcs
- Medema needle 0,25 x 25 mm (82525) 100 pcs
- Medema needle 0,30 x 25 mm (83025) 100 pcs
- Medema needle 0,30 x 30 mm (83030) 100 pcs
- Medema needle 0,32 x 30 mm (83230) 100 pcs
- Medema needle 0,30 x 40 mm (83040) 100 pcs
- Medema needle 0,30 x 50 mm (83050M) 100 pcs, with sleeve
- Medema needle 0,30 x 75 mm (83275M) 100 pcs, with sleeve



21307



21308



21602





## ACCESSORIES FOR PORTABLE TREATMENT TABLES

Modell	Article number	Double-hinged face section	Place-Free	Set of castors	Paper roll holder	Frame for foot switch	Foot switch	Arm pit fixation support, hard or soft	Round-edged and seamless set of upholstery
Delta 1M D1 Start	21131	•			•		•	•	•
Delta 1M D4 Start	21130	•			•		•	•	•
Lojer 105E2 Start	3305E	•			•		•	•	standard
Lojer 105E4 Start	3306E	•			•		•	•	standard
Delta 1M D1 Standard	21132		•	•	•	•	•	•	•
Delta 1M D3 Standard	21183	•	•	•	•	•	•	•	•
Delta 1M D7L Standard	21148	•	•	•	•	•	•	•	•
Delta 1M D7S Standard	21186	•	•	•	•	•	•	•	•
Delta 1M D4 Standard	21149	•	•	•	•	•	•	•	•
Delta 1M D7M Standard	21187		•	•	•	•	•	•	•
Delta 1M D9 Standard	21185	•	•	•	•	•	•	•	•
Lojer 110H Standard	3310HP	•		standard	•		•	•	standard
Lojer 110E Standard	3310E	•	•	standard	•	•	•	•	standard
Lojer 115H Standard	3315HP	•		standard	•		•	•	standard
Lojer 115E Standard	3315E	•	•	standard	•	•	•	•	standard
Lojer 120H Standard	3320HP	•		standard	•		•	•	standard
Lojer 120E Standard	3320E	•	•	standard	•	•	•	•	standard
Lojer 125H Standard	3325HP	•		standard	•		•	•	standard
Lojer 125E Standard	3325E	•	•	standard	•	•	•	•	standard
Delta 2M D602 Standard	21189	•	•		•	•	•	•	•
Delta 2M D6 Standard	21188	•	•		•	•	•	•	•
Delta 2M D9 Standard	21190	•	•		•	•	•	•	•
Delta 2M D5S Standard	21191	•	•		•	•	•	•	•
Delta 2M D5M Standard	21192		•		•	•	•	•	•
Delta 1M D4 Professional	21153	•	•	standard	•	•	•	•	•
Delta 1M D3 Professional	21152	•	•	standard	•	•	•	•	•
Delta 1M D7L Professional	21154	•	•	standard	•	•	•	•	•
Delta 1M D7S Professional	21156	•	•	standard	•	•	•	•	•
Delta 1M D2 Professional	21151	•	•	standard	•	•	•	•	•
Delta 1M D1 Professional	21150	•	•	standard	•	•	•	•	•
Delta 1M D7M Professional	21155		•	standard	•	•	•	•	•
Delta 1M D9 Professional	21158	•	•	standard	•	•	•	•	•
Lojer 205H2 Professional	20120HP			standard	•		•	•	standard
Lojer 205 E2 Professional	20120E		standard	standard	•	•	•	•	standard
Lojer 205H3 Professional	20130HP			standard	•		•	•	standard
Lojer 205 E3 Professional	20130E		standard	standard	•	•	•	•	standard
Lojer 210H Professional	2010HP	•		standard	•		•	•	standard
Lojer 210E Professional	2010E	•	standard	standard	•	•	•	•	standard
Lojer 215H Professional	2015HP	•		standard	•		•	•	standard
Lojer 215E Professional	2015E	•	standard	standard	•	•	•	•	standard
Lojer 220H Professional	2020HKP	•		standard	•		•	•	standard
Lojer 220E Professional	2020EK	•	standard	standard	•	•	•	•	standard
Lojer 225H Professional	2025HKP	•		standard	•		•	•	standard
Lojer 225E Professional	2025EK	•	standard	standard	•	•	•	•	standard
Delta 2M D6 Professional	21162	•	•	standard	•	•	•	•	•
Delta 2M D5S Professional	21161	•	•	standard	•	•	•	•	•
Delta 2M D602 Professional	21182	•	•	standard	•	•	•	•	•
Delta 2M D9 Professional	21169	•	•	standard	•	•	•	•	•
Delta 2M D11 Professional	21163	•	•	standard	•	•	•	•	•
Delta 2M D5M Professional	21160		•	standard	•	•	•	•	•



CUSHIONS

PSOAS CUSHION (41100)

ROUND CUSHION  
Ø 10cm (41101)

ROUND CUSHION  
Ø 15cm (41102)

ROUND CUSHION  
Ø 20cm (41103)

ANKLE CUSHION (41107)

WEDGE CUSHION (41108)

WEDGE CUSHION,  
height 5cm (41110)

WEDGE CUSHION,  
height 10cm (41111)

BREATHING HOLE COVER (41115)

BREATHING HOLE PAD, cloth/patent leather (41113)

FACE SECTION PAD SANNA (horseshoe type),  
thin (4195)


FACE SECTION PAD SANNA (horseshoe type),  
standard (4FR1)

MOBILIZATION WEDGE, hard, height 4cm (41120)

MOBILIZATION WEDGE, hard, height 8cm (41121)



41113  
Cloth/patent leather



41120



4FR1 SANNA  
Face section pad; easy to use guaranteeing  
soft and pleasant feeling for the face area  
during the treatment. Thinner model with  
even base (4195) also available



LOJER 241E MANUTHERA MANIPULATION AND MOBILIZATION TABLE

Lojer 241E Manuthera has been designed for professionals to give mobilization, manipulation, massage and motion treatment. The table folds to the treatment positions necessary for therapeutic and anatomical reasons.

Lojer 241E Manuthera is fully equipped with bearings giving smooth and soundless movements. Motion treatment can be given simultaneously with traction, flexion, lateral flexion and rotation in three dimensions. The entire length of the table tilts allowing gravitation to be used in treatment. The three-dimensional movements of the lower body section can be done in this position. The lower body section can be lowered steplessly down to the floor to make it easier for the patient to get on the table. Also head section with extension/flexion, lateral flexion, traction and horizontal adjustment of height. Both the head section and the lower body section are unique and allow almost frictionless lateral flexion.

Ask for a presentation CD (English) or watch it conveniently at our website [www.lojer.com](http://www.lojer.com) !

LOJER 241E MANUTHERA (241)

- standard width 50 - 56 cm
- head section with multiple adjustment, breathing hole (+45° - 9- 90°)
- adjustable arm rests, can be turned aside
- electric, place-free height adjustment (48 - 82 cm)
- separate ankle support with adjustment lever
- completely steplessly adjustable (gas spring assisted) section for lower body
- central locking castors
- maximum charge 160 kg





**LOJER MAT TREATMENT TABLES (BOBATH)**

Lojer Bobath (Mat-Plinths) are very sturdy and designed so that during the treatment the therapist can be on the table with the patient. Table top is well upholstered with plastic side protection. Standard size 120 x 200 cm, other sizes available on special order (140/160 x 200 cm).

Two-part lying surface with gas spring assisted head section (optional). Breathing hole with breathing hole cover (optional). Practically maintenance free unit allowing many years of care-free use. For instance all the joints in the table frame have sealed bearings. Electric height adjustment between 44 and 88 cm. Individually locking 125 mm hospital grade castors (central locking system optional).

Standard colors: beige, grey, light blue and black (other colors on special order).

**MODELS**

**LOJER BOBATH STANDARD (3310BH)**  
electric, 120 x 200 cm, 140 x 200 cm or 160 x 200 cm

**LOJER BOBATH TWO SECTIONS (3315BH)**  
electric, 120 x 200 cm, 140 x 200 cm, 160 x 200 cm

**LOJER BOBATH FOLDABLE MODEL ('table-tennis') (3310BOT)**  
saves space, fixed height, 120 x 200 cm



3310BH



3315BH



3310BOT



3315BH

**LOJER TILT TABLES**

Both Lojer Tilt Tables, Standard and Multi-Tilt, includes electric height adjustment between 45 - 80 cm, tilt adjustment from horizontal to 90° angle also electric, control with a hand regulator. Reliable and simple functions maximize patient safety. Good ergonomic features including well designed and well padded table top with softly rounded sides. Pair of hand grips that can be locked steplessly to the stainless steel rails at the sides of the table, two standard fixation straps and one wide strap for supporting patients' lower leg.

The angle of the split leg sections (Multi-Tilt) can be adjusted separately. Two section table top (Multi-Tilt), gas spring assisted angle adjustment. Manual emergency release for tilting function (optional). Battery function (optional). Castors with central locking (optional)

**Lojer Tilt (1445YH)**

Max. load 130 kg. Individually locking 125 mm castors standard, central locking castors are optional. Angle adjustable one piece foot base coated with non-slippery material. Standard color grey, other colors available for extra charge.

**Lojer Multi-Tilt (1445MYH)**

Max. load 130 kg. Individually locking 125 mm castors standard. Angle adjustable split foot base coated with non-slippery material (parts adjustable separately). Standard color grey, other colors on special request. Gas spring assisted adjustable back support. Attachable work table with padded elbow rests standard.



1445YH



1445MYH



1445MYH



## LOJER MTT - MEDICAL FITNESS

Lojer is one of the largest MTT manufacturers, these quality products are being exported to over 20 countries!

### LOJER PULLEY (Pulleys)

Pulleys with their accessories have been considered as the most versatile rehabilitation equipment for medical fitness. The purpose of the use of pulleys is to assist the therapist in giving the patient as versatile treatment as possible with precise loads. This ensures that the patient gets optional therapeutic treatment in order to restore functional qualities like vascularization, coordination, endurance and strength depending on the type of training.

#### Standard features of Lojer pulleys:

Pulley mechanism with ball bearing, one standard handle, chromed adjustment bars and adjustment elements with bearings, total height 230 cm.

Can be installed against a wall, to Lojer Module, Lojer Triple Stand or Lojer Wall Rails. Large assortment of accessories available (see Accessories).

#### Models:

Encased or non-encased: 14 kg weight stack

Encased or non-encased: 14 kg weight stack + 3 x 0,25kg addition set of weights

Encased or non-encased: 20 kg weight stack

Encased or non-encased: 20 kg weight stack + 3 x 0,25kg addition set of weights

Ask for LOJER training CD to have further information of the Lojer Medical Fitness concept



### LOJER SPEEDPULLEY

Lojer Speed Pulley is even more versatile than the regular pulley is. By "slowing down" the movement of the weight stack in relation to the speed of the pulley rope according to the table below, the machine also allows the utilization of speed variation in rehabilitation. Here's how to calculate out coming resistance of Lojer Speed Pulley: The ratio of the resistance in the Lojer Speed Pulleys is 1: 5 for each rope, e.g. 4 weights equal a load of 2 kg per rope. If you combine the two ropes so that you have only one handle to pull then the resistance is doubled. For instance 4 weights - resistance 4 kg (2 : 5). When you train with the Lojer SpeedPulley and you pull the rope by one meter, the weight stack rises only about 20 cm. This means that you can include different motion speeds into your training (e.g. running with extra resistance, throwing a baseball etc.)

#### Models:

LOJER SPEEDPULLEY 50 kg, non-encased, 20 x 2,5 kg (19101T)

LOJER SPEEDPULLEY 50 kg, encased, 20 x 2,5 kg (19101TK)

LOJER SPEEDPULLEY 80 kg, non-encased 16 x 5 kg (1910280T)

LOJER SPEEDPULLEY 80 kg, encased 16 x 5 kg (19102T)

LOJER SPEEDPULLEY 100 kg, non-encased, 20 x 5 kg (19102TK)

LOJER SPEEDPULLEY 100 kg, encased, 20 x 5 kg (19101TKLM)

LOJER SPEEDPULLEY 50 kg, encased, 20 x 2,5 kg, height 190 cm; mobile (1910280TK)

#### Standard features of Lojer SpeedPulleys:

Pulley mechanism with ball bearing, two handles, chromed adjustment bars and adjustment elements with bearings, total height 230 cm. Can be installed against a wall, to Lojer Module, Lojer TripleStand, Lojer Wall Rails. Large assortment of accessories available (see Accessories).

Ask for the LOJER training CD to have further information of the Lojer Medical Fitness Concept

### LOJER VERTICAL PULLS (Lat Pulls)

The Lojer Vertical Pulls expand and improve the number of dosed exercises for large muscle groups. Moreover, the weight of the patient can be reduced by using the weight stack (thanks to negative weight bar), thus lighter exercises are possible. By changing rope length and rope position pull-up and rowing functions are available for optimal rehabilitation of the back and lower quarter, including developing proper lifting techniques.

#### Standard features of Lojer Vertical Pulls:

Pulley mechanism with ball bearing, one standard handle, chromed adjustment bar and adjustment elements with bearings, total height 228 - 298 cm (adjustable). Can be installed against a wall, to Lojer Module (max. weight stack 50 kg), Lojer TripleStand, Lojer Wall Rails. Large assortment of accessories available (see Accessories).

#### Models:

- LOJER VERTICAL PULL 50 kg (16102E) non-encased, weight stack 10 x 5 kg, adjustment of height using rope reducer.
- LOJER VERTICAL PULL 50 kg (1610250, 1610250K) non-encased or encased, weight stack 10 x 5 kg, training height adjustment bar chromed.
- LOJER VERTICAL PULL 80 kg (1610280, 1610280K) non-encased or encased, weight stack 16 x 5 kg, training height adjustment bar chromed.
- LOJER VERTICAL PULL 100 kg (16102, 17102K) non-encased or encased, weight stack 20 x 5 kg, training height adjustment bar chromed.



Ask LOJER MTT-CD for further information of the Lojer Medical Fitness Concept



MEDICAL FITNESS THERAPY, ACCESSORIES

- A Handle (Lojer Pulley (1 ea) and Lojer SpeedPulley (2 ea) standard equipment)
- B Padded ankle/wrist band 25 x 8 cm
- C Padded tight/shoulder band 55 x 8 cm
- D Padded waist band 100 x 8 cm
- E Rotation band
- F Support bar
- G Accessory rack
- H Gantry/Cross bar for Lojer Pulley

1. Leather ankle/wrist strap
2. Leather waist strap (short)
3. Leather waist strap (long)
4. Leather knee/shoulder strap
5. Multi purpose strap

- I Handle for Vertical Pull (included in Lojer Vertical Pull)
- J Triceps handle
- K Rowing handle
- L Foot support for Lojer Vertical Pull
- M Negative weight bar, curved
- N Negative weight bar, straight
- 6. 2 x 1,25 kg additional weight set for Lojer Vertical Pull
- O Pulley doubler
- P Eccentric pulley
- Q Negative weight set
- R Rope shortener
- S Baseball

1. Shoulder rotation trainer - two models, standard and exclusive (with joystick handle) - for Lojer Three Section Bench
2. Rotation plate
3. Adjustable step
4. Neck Support for Lojer Three Section Bench
5. Mobilization wedge, adhesive tape attachment
7. Lojer Rowing Bench (can also be used like a Leg Press)



PULLEY/SPEEDPULLEY/VERTICAL PULL - FIXING SYSTEMS

LOJER TRIPLE STAND (SE12023)

Lojer Pulleys, SpeedPulleys and Vertical Pulls can easily be installed. The construction of the stand is very sturdy and with the help of this stand it is possible to avoid fixing these apparatuses against the wall. Please note that it is recommended to place the heaviest apparatus (often the Lojer Vertical Pull) in the middle to maximize the solidity. Space requirement approx. 180 x 150 cm, height 230 - 300 cm. (price does not include training equipment)

LOJER WALL RAILS (14300 3m or 14360 3,6m)


Lojer Wall Rails ensure steady and flexible installation to 2 - 3 Lojer Pulleys or Lojer SpeedPulleys (max. 50 kg). This kind of installation saves a lot of space and makes the Pulley installation more flexible providing more versatile training possibilities. Stepless positioning for Pulleys, width of the system 3,0 m or 3,6 m. When ordering please inform how many pulleys will be installed.

LOJER MODULE (SE8370 CASTORS, SE8370E NO CASTORS)

Lojer Module has a very sturdy construction, it can easily be moved even if heavy pulleys or vertical pulls are fixed against the module. All Lojer pulls (Pulleys, SpeedPulleys max. 50 kg and Pulley max. 50 kg) can be fixed to Lojer Module. You can also fix Lojer Wooden Ladders and Lojer Slant Board to the Lojer Module.



SE12023



SE8370



14300



**LOJER MTT BENCHES AND OTHER EQUIPMENT FOR MEDICAL FITNESS**

Sturdy and good looking Lojer MTT benches are designed for continuous training. Adjusting is easy as most of the features are gas spring assisted. The benches are also easy to move, because most of the models have a pair of castors.

**THREE SECTION BENCH (14100)**

Lightweight, two transport castors, one adjustable seat, adjustable back section, angle indicator. This bench can be used in basic training when all the seat parts are horizontal. Designed to be used together with the Lojer shoulder rotation trainer (option).

**ANGLE BENCH (15111)**

The angle of both the sections can be adjusted, both have a security locking mechanism. The facial section can be lowered to an angle of 90°. Stepless height adjustment for the support roll, angle indicator and two transport castors in the front.

**MOBILIZATION BENCH (15119)**

Gas spring assisted back support adjustment, angle control, foldable front seat. Two height adjustable mobilization rolls, two castors in the front.

**BACK EXTENSION (45° BENCH) (15003)**

Personal training height can be adjusted, sturdy structure, easy to move.

**PHYSIOTHERAPY MIRROR (FR12151)**

Physiotherapy mirror, high quality castors Ø 50mm, inclination of frame, size 53 x 147 cm

**SLANT BOARD (13110)**

Can be attached against Lojer Module or stall bars, handle optional



15119

14100

15111

15003

FR12151

13110

**COMBI DIPS/PULLDOWN (15102 or 15102H model equipped for handicapped)**

A very popular model for the training of arm extensors, shoulder and arm muscles as well as chest and back muscles. Ideal device for places with limited room space, the specially designed handle makes it possible to do versatile training in small space. The seat is gas spring assisted, a 100-kilo weight stack (8 x 10 kg + 4 x 5 kg), ask also for the model for the handicapped with a turning seat and adjustable arm rests.

**FUNCTIONAL LEG PRESS (16001F)**

Exercises the front and back of the legs without over-straining the back. The training angle of the legs can be changed with the help of the adjustable foot plate. Exercising can be done either in sitting or in lying position. Back seat can be adjusted steplessly (gas spring assisted). Shoulder supports are also adjustable. You may also control the length of the motion of the seat with the help of the limiter at the side of the device. Weight stack 12 x 10 kg.

**Accessories:**

- Square extra board for feet (2 pcs) (LP11046): When fixed vertically on the foot plate you may use two plates for pronation and supination training of your feet. In horizontal position (only one plate) also extension and flexion exercises are possible.
- Round extra board (1 pcs) (LP10557): When fixed on the foot plate he round extra board is being used for pronation, supination and flexion training.

15102



16001F



LP11046

LP10557





22102

**AFRODITE TREATMENT CHAIR AND ACCESSORIES**

Easily adjustable and versatile Afrodite treatment tables for facial, body and foot care. Good looking and affordable models for various kind of use. This popular series has four competitive models for different kinds of treatment. Same upholstery colours as Lojer/Delta treatment tables

Common features:

- angle and length of foot rests adjustable separately (not Afrodite Start)
- hand rests adjustable vertically and laterally
- neck cushion with Velcro-attachment
- plug for face section (not Afrodite Start)

**AFRODITE START - TREATMENT CHAIR, ONE MOTOR (22103)**

- electric adjustment of height (60 - 80 cm), hand control unit
- back adjustable with gas spring
- one part foot section, optionally two-part leg section

**AFRODITE - TREATMENT CHAIR, ONE MOTOR (22100)**

- electric adjustment of height (64 - 84 cm), foot pedal
- back adjustable with gas spring
- one or two-part leg section

**AFRODITE- TREATMENT CHAIR, TWO MOTORS (22101)**

- electric adjustment of height (64 - 84 cm), foot pedal
- electric adjustment for back section, foot pedal
- one or two-part leg section

**AFRODITE- TREATMENT CHAIR, THREE MOTORS (22102)**

- electric adjustment of height (60 - 94 cm), foot pedal
- electric adjustment for back section, hand control unit
- electric adjustment of seat angle (+10°), foot pedal
- gas spring assisted head section and adjustment of leg section (highest position 120 cm)
- one or two-part leg section

Accessories:

ADDITIONAL ARMRESTS (22202)

FOOT BATH SUPPORT (22400)

HANDLE FOR FOOT BATH SUPPORT (22402)

FOOT REST FOR FOOT CARE (22401)



22103

**CHAIRS, STOOLS**

- three optional height ranges (42 - 55 cm, 50 - 70 cm and 58 - 83 cm)
- wide selection of upholstery colours available

ROUND CHAIR, with back support, castors (24104)

- without back support (24101)

MOBILE STOOL DELTA with wheels (24103)

MOBILE STOOL LOJER with wheels, two alternative height ranges (50 - 70 cm and 55 - 75 cm) (1372)

STEP ANATOMIC, with castors (24106)

HIGH PHYSIOTHERAPY STOOL - height 68 cm (24108)

LOW PHYSIOTHERAPY STOOL - height 45 cm (24200)

EASY RIDER SADDLE CHAIR (24202), three optional height ranges (47 - 60 cm, 55 - 75 cm, 63 - 88 cm), seat angle adjustment  
- height adjustment with foot optional (24112)  
- foot ring (24110)

THERAPY STOOL (24203)

- gas spring assisted height adjustment, four castors

**TROLLEYS**

TROLLEY LV 01 (23400)

- two shelves, one drawer under the top shelf, castors

TROLLEY LV 02 (23401)

- two shelves one drawer under the lower shelf, castors

TROLLEY (23402)

- height adjustable working top
- two drawers, one auxiliary tray
- individually locking castors

TROLLEY GYMNASICS MATS (67307)

- width 125 cm, width 60 cm, height 132 cm

WALL RACK FOR GYMNASICS MATS (67306)







### COOL POWER COLD GELS

Cool Power is a well-known and efficient Finnish cooling ointment. Thanks to its cream-like texture, Cool Power is easy to spread, as it absorbs quickly and doesn't smear clothes.

Cool Power -cooling ointment prevents swelling and infections, eases the pain and relieves muscle tensions. The effects of the ointment are based on blocking the pain sensors. Blood circulation is quickened by cold, thus forcing the healing process.

COOL POWER PUMP BOTTLE 500ml (12220)

COOL POWER PUMP BOTTLE 500ml (12220T), wholesale package 6 x 500ml

COOL POWER CONTAINER 5l (12223)

COOL POWER APPLICATION TUBE (spreading tube) 75ml (12222)

COOL POWER APPLICATION TUBE (spreading tube) 75ml (12222T), wholesale package 12 x 75ml

COOL POWER TUBE 150ml (122210)

COOL POWER TUBE 150ml (122210T), wholesale package 12 x 150ml

COOL POWER BOTTLE 250ml (12208)

COOL POWER BOTTLE 250ml (12208T), wholesale package 12 x 250ml



### INTERMEDIARY GELS AND CREAMS

#### MASSAGE OILS

GARNATIO OIL; this paraffin based basic oil suits best hairless body parts 1l (12200) • 6 x 1l • 5l (122005)

PARAFFIN OIL; rather thick, traditional oil also for massage of hairy body parts • 1l (12201) • 6 x 1l • 5l (122015)

ORANGE OIL; sunflower and garnatio oil mixture, essential orange oil added • 1l (12217) • 6 x 1l • 5l (122175)

INERT OIL; non allergic synthetic oil, does not sensitize or irritate skin • 0,5l pump bottle (12300) • 5l (12301)

MASSNUT OIL; medium thick, contains a mixture of peanut and garnatio oil • 1l (12203) • 6 x 1l • 5l (122035)

PEANUT OIL; thicker than massnut oil, suitable for massage of dry and hairy skin • 1l (12202) • 6 x 1l • 5l (122025)

ALMOND OIL; rather thick, natural oil with fine texture, suitable for massage of dry and hairy skin • 1l (12212) • 6 x 1l • 5l (122125)

NATURAL OIL; cold-pressed mixture of avocado and sunflower oil. Can be used as a base for essential oils • 0,5l pump bottle

#### MASSAGE CREAMS

HERBACUR; rather thick, coconut fat based. Non perfumed, water soluble, thick cream. Especially suitable for massage of hairy skin • 1l (12204) • 6 x 1l • 5l (12207)

RUB'IN; rather thin, lotion-like skin care, nourishing, non stainable • 0,5l pump bottle (12213) • 1l (12214) • 6 x 1l • 5l (12215)

LAVENDER; rather thick, paraffin based, essential lavender oil added • 1l (12216)

PROLIVE; olive oil based, scentless, moisturizes skin • 1l (12218)

CHOCO chocolate massage cream 250ml (12219)





## INTERMEDIARY GELS

ULTRA SOUND intermediary gel; high-quality gel, suitable for all ultrasound equipment and electrodes

- 5,5 kg plastic container (5022)
- dozer for container above (50232)
- wall rack for plastic container (50231)
- pump for plastic container (5021)
- ultrasound gel 10 x 260 ml bottle (5002)
- ultrasound gel 260 ml bottle (5291)




## WASHING PRODUCTS AND DISINFECTANTS

- LOJER DESIPLINT, treatment table cleaner, 0,5l (1310405)
- LOJER DESIPLINT, treatment table cleaner, 6 x 0,5l (1310430)
- LOJER DESIPLINT, treatment table cleaner, 5l (13105)
- LOJER CLEANSER FOR SKIN, 0,5l (13200)
- LOJER CLEANSER FOR SKIN, 5l (13202)
- LOJER HAND RINSE, for disinfection of hands, 0,5l pump bottle (13212)
- LOJER SURFACE DISINFECTANT, 1l (13204)
- LOJER LIQUID SOAP, 5l (13100)



## PAPER PRODUCTS

- TREATMENT TABLE COVER PAPER ROLLS
- Treatment table roll, off white 50 cm / 200 m, 2 rll/box (11100)
- Treatment table roll, off white 60 cm / 200 m, 2 rll/box (11107)
- Treatment table roll, white 50 cm / 200 m, 2 rll/box (11101)
- Laminated treatment table cover roll, 50 cm, perforated for cutting (11108)
- Non woven fabric roll 50 cm / 200 m (11104)
- Non woven fabric roll 70 cm / 200 m (11105)



## PROTECTIVE SHEETS

- Protective sheet 47 x 47 cm, white, 1000 pcs/box (11300)
- Protective sheet 47 x 47 cm, off white, 1000 pcs/box (11302)
- Breathing hole Protective sheet, non woven fabric, cross cut opening, 35 x 40 cm, 500pcs/box (11301)
- Breathing hole Protective sheet, paper, cross cut opening, 35 x 47 cm, 500 pcs//box (11303)
- SOFT breathing hole Protective sheet, soft, cross cut opening, 30 x 40 cm, 500 pcs/box (11308)
- SOFT cover sheet, soft, 40 x 60cm, 500 pcs/box (11310)

