



---

# Bathing & **toileting**

---

*Ergolet. We lift  
the world.*

# Hera/140

## Tilt-in-space bathing & toileting chair

When designing Hera Ergolet set out to achieve a tilt-in-space bathing and toileting chair, characterised by modern clean lines, concealed cables, and excellent functionality. And we succeeded.

Hera's recline feature allows many carer functions to be more easily and comfortably carried out, e.g. in a bathing or toilet hygiene situation, or when transferring the user from a mobile or overhead lift into the chair.

Tilting Hera backwards or forwards, with or without weight in the chair, is simply performed by depressing the cable located below the rear push bar. Flip-up armrests facilitate easier sideways transfer in and out of the chair.

A unique feature of Hera is the simple height adjustment mechanism designed to accommodate users of different heights, and also to allow for placement over different size of toilets.

Hera is made of stainless materials to ensure long service life. The seat and armrests are made of soft polyurethane padding for increased user comfort. The seat is detachable, and is available with or without an open front aperture. The backrest is of soft synthetic mesh material with tension adjustable rear straps for optimal user comfort and positioning.

Height adjustable foot rests and high quality wheels with brakes are standard.



### Product highlights

- Easy action tilting function, backwards or forwards.
- Clean lines, concealed cables.
- Optional seat with closed or open front.
- Height adjustable frame.
- Maintenance free, low friction castors, smooth rolling for easy manoeuvrability.
- Wide range of accessories.

### Accessories

- Safety bar
- Side supports
- Neck support
- Height adjustable leg supports: right and left
- Etc.





Bucket



Height adjustable - 8 cm



Tilting angle:  
30° backwards, 5° forwards



Optional seat with closed or open front



Side supports and many other accessories available



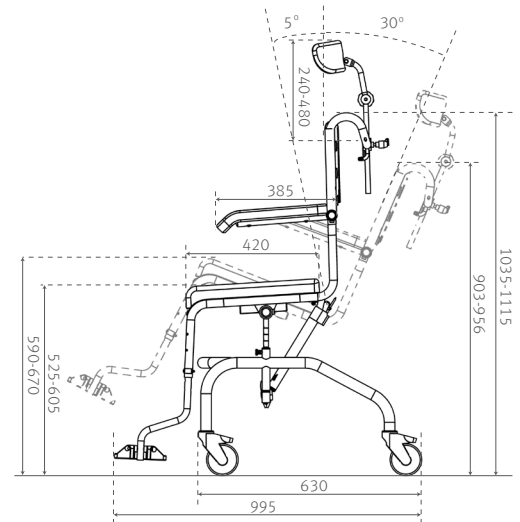
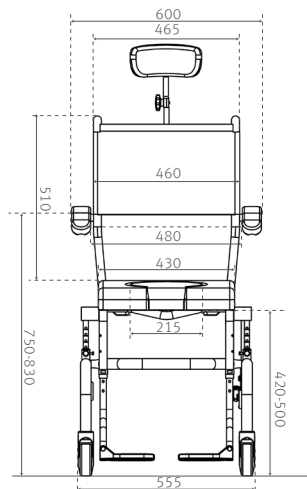
Hera positioned over toilet

Version	Item-number
Hera 140 Bathing & Toileting Chair	041-00280
Accessories	
Seat with round hole	047-00250
Cover for seat with round hole	047-00260
Seat with open front	047-00255
Cover for seat with open front	047-00261
Neck support	047-00310
Foot rests standard	047-00030
Footrest with ankle support - right leg	047-00610
Footrest with ankle support - left leg	047-00611
Bucket with lid	047-00902
Bucket	047-00903
Side supports*	047-00511
Back rest - black mesh	047-00203
Gel cushion	047-00550
Lock pin height adjustment (set of 2)	047-00055

\* Hera must be equipped with back rest PU (047-00210) in order to use side supports.

## TECHNICAL SPECIFICATION

Max. load	140kg
Distance between arm rests	480 mm
Seat depth	420 mm
Seat height internal	525-605 mm
Seat opening	215/235 mm
Total width	600 mm
Total height	1035-1115 mm
Weight	22 kg
Angle of tilt	+5 to -30 degrees
Height adjustable	mechanical
Material chassis	stainless steel
Wheel diameter	ø100 mm
Low friction wheels, all 4 with brakes	



Consult the Technical manual for further specifications. All figures and measurements are for guidance only and may differ in actual situations. Ergolet reserves the right to changes without notice.

Product photos may include accessories. Consult your dealer.



date 4.11.2013 - ver. 11

Ergolet  
Taarnborgvej 12C  
4220 Korsoer  
Denmark  
tel. +45 70 27 37 20  
e-mail: ergolet@ergolet.dk

[www.ergolet.com](http://www.ergolet.com)



# Hera

bathing &  
toileting chair





# Hera Maxi/250

Tilt-in-space bathing & toileting chair  
Bariatric 250 kg weight capacity

Hera Maxi 250 is a bariatric version of the standard Hera 140, with the same features and functions. When designing the Hera series, we set out to achieve a tilt-in-space bathing and toileting chair characterised by clean lines, concealed cables, and excellent functionality.

Hera's recline feature allows many carer functions for heavier users to be more easily and comfortably carried out, e.g. in a bathing or toilet hygiene situation, or when transferring the user from a mobile or overhead lift into the chair.

Heavier clients require more space between the armrests, wider seating space and easy chair access. Hera Maxi 250 with flip-up armrests facilitates easier sideways transfer in and out of the chair and easier user access for the carer. Tilting Hera backwards or forwards is simply performed by depressing the cable located below the rear push bar. Hera's unique height adjustment mechanism accommodates users of different heights, and facilitates placement over different size of toilets.

Hera is made of stainless materials to ensure long service life. The seat and armrests are of soft polyurethane which increases user comfort. The seat is detachable, and is available with or without an open front aperture. The backrest is of soft synthetic mesh material with tension adjustable rear straps for optimal user comfort and positioning. Height adjustable foot rests and high quality wheels with brakes are standard.

## Product highlights

Easy action tilting function for heavier users, backwards or forwards.  
Clean lines, concealed cables.  
Optional seat with closed or open front.  
Height adjustable frame.  
Low friction wheels for heavy duty manoeuvrability.  
Wide range of accessories.

## Accessories

E.g. neck support  
Leg supports: right and left  
Seat covers  
Bucket  
Etc.





Height adjustable



Tilting angle:  
30° backwards, 5° forwards



Hera Maxi 250 with user

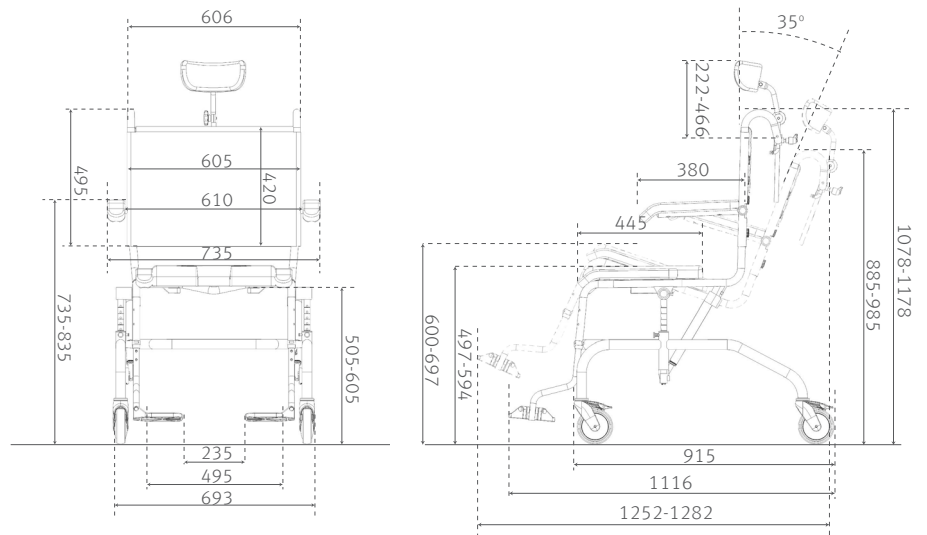


Bucket

Version	Item-number
Hera 250 Bathing & Toileting Chair	041-00257 (chassis)
Accessories	
Hair wash tray	047-00400
Seat with round hole	047-00250
Cover for seat with round hole	047-00260
Seat with open front	047-00255
Cover for seat with open front	047-00261
Neck support	047-00310
Foot rest standard	047-00030
Spec.support - leg support - right	047-00610
Spec.support - leg support - left	047-00611
Bucket	047-00900
Gel cushion	047-00550
Backrests - Black mesh	047-00204

## TECHNICAL SPECIFICATION

Max. load	250 kg
Distance between arm rests	610 mm
Seat depth	445 mm
Seat height	497-594 mm
Total width	735 mm
Total height	1078-1178 mm
Weight	24 kg
Angle of tilt	+5 to -30 degrees
Height adjustable	mechanical
Material chassis	stainless steel
Wheel diameter	ø125 mm
Low friction wheels, all 4 with brakes	



Consult the Technical manual for further specifications. All figures and measurements are for guidance only and may differ in actual situations. Ergolet reserves the right to changes without notice.

Product photos may include accessories. Consult your dealer.



date 04.07.2012 - ver. 5

Ergolet  
Taarnborgvej 12C  
4220 Korsoer  
Denmark  
tel. +45 70 27 37 20  
e-mail: ergolet@ergolet.dk



[www.ergolet.com](http://www.ergolet.com)

# Lambda/175

Shower trolley/changing table

## Primary application

Home care  
Institutional  
Hospital

Lambda's clean look and supreme functionality exemplify innovative Scandinavian design at its best, making Lambda the ideal choice for home care and institutional use.

Lambda's many features like its class leading lifting range, the standard tilt function and adjustable side rails, make for an optimum showering aid, providing comfort and safety for the user. And all at the push of a button on the hand control.

Additional features include drainage channels on the mattress to ensure the user is not left in a pool of water before transfer, thereby enhancing both safety and comfort in a bathing situation.

Paired braking and directional locking wheels ensure ease and safety of use.

## Key standard functions

Powered height adjustment via hand control  
Powered tilt facility (Anti-Trendelenberg)  
Adjustable side, foot and head rails  
Central braking on paired wheels

## Accessories

Charger  
Additional battery  
Neck cushion  
Remote battery charger





## PRODUCT HIGHLIGHTS

- Class leading, high-low lifting range.
- Anti-trendelenberg (tilt facility) up to 10 degrees.
- Adjustable side, head and foot rails.
- Central braking and directional locking.
- Maintenance free, large low friction castors, smooth rolling for easy manoeuvrability.
- Height and tilt functions powered via hand control unit.



Paired braking and directional locking on low friction wheels.



High capacity battery.



Tilt feature for comfort, positioning and drainage.

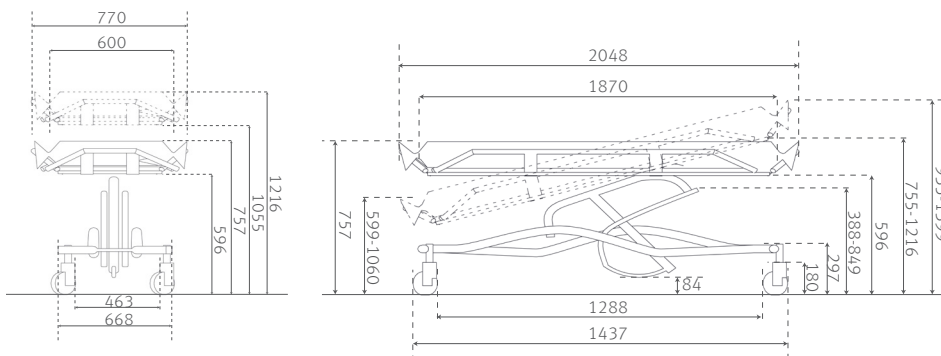


Functional hand control

Version	Item-number
Lambda with mattress	012-00002
Accessories	
Charger	253-00201
Additional battery	250-01212
Neck support	012-00005
Remote battery charger	017-00200

## TECHNICAL SPECIFICATION

Max. load	175 kg
Total weight	115kg
Lifting interval	596 / 1055 mm
Length	2048 mm
Width	770 mm
Anti Trendelenburg angle	approx. 10 degrees
Height adjustment	battery powered
Power supply	24V Linak system
Wheel diameter	ø150 mm
Material	Powder coated stainless steel



Consult the Technical manual for further specifications. All figures and measurements are for guidance only and may differ in actual situations. Ergolet reserves the right to changes without notice.

Product photos may include accessories. Consult your dealer.



date 21.02.2013 - ver. 7

Ergolet  
 Taarnborgvej 12C  
 4220 Korsoer  
 Denmark  
 tel. +45 70 27 37 20  
 e-mail: ergolet@ergolet.dk

[www.ergolet.com](http://www.ergolet.com)



# Lambda

shower trolley &  
changing table





---

# GLOBAL PARTNERSHIPS

We are a global company that also thinks and acts locally. Our sales and administrative headquarters is located in Denmark, our main production facility is in Poland, and we have sales, service and distribution centres in the United Kingdom.

Ergolet seeks to broaden its range of own manufactured products with complementary products from other select partners, who like us demonstrate their dedication to quality, safety and functionality in the patient transfer segment.

At Ergolet we operate under the highest values:

Earning your **trust**

Maintain a commitment to **safety**

Dedicating ourselves to **quality**

Discovering **innovative** solutions on behalf of our customers

Leading in the **design** of functional mobility solutions

true to our Scandinavian roots

---

## »» Contact us



Ergolet  
Taarnborgvej 12C  
4220 Korsoer  
Denmark

info@ergolet.dk  
+45 70 27 37 20

Ergolet  
The Courtyard  
Wellington Road North  
Stockport; Cheshire SK4 1HT  
England

info@ergolet.co.uk  
+44 0161 477 7900

[www.ergolet.com](http://www.ergolet.com)